

IDAHO DEPARTMENT OF CORRECTION

STANDARD REPORT



AUGUST 2015

The Idaho Department of Correction Standard Report: August 2015 Snapshot contains a monthly overview of incarceration and community supervision offenders.



Revised March 2016

Revisions made to: Section 2.1 Admissions and Releases

TABLE *of* CONTENTS

Section 1: Incarceration Overview

- 1.1 Admissions and Releases Page 3
- 1.2 Monthly Population Change Page 4
- 1.3 By Crime Group Page 4
- 1.4 By Institution and Legal Status Page 5-6
- 1.5 By Demographics Page 7

Section 2: Community Corrections Overview

- 2.1 Admissions and Releases Page 8
- 2.2 Monthly Population Change Page 9
- 2.3 By Crime Group Page 9
- 2.4 By District and Legal Status Page 10
- 2.5 By Demographics Page 10-11

Section 3: Terms and Definitions

- 3.1 Glossary Page 12-13

SECTION 1: INCARCERATION OVERVIEW

1.1 Admissions and Releases

Incarcerated Offender Admissions	Termer	Rider	Parole Violator	Total
Beginning Count as of August 1, 2015	6466	1137	505	8108
New Commitments	48	96	0	144
Revoked Probation	48	98	0	146
Revoked Parole	54	0	0	54
Failed Rider	39	0	0	39
Violated Parole	0	0	102	102
From Other Status	0	2	0	2
Total	189	196	102	487

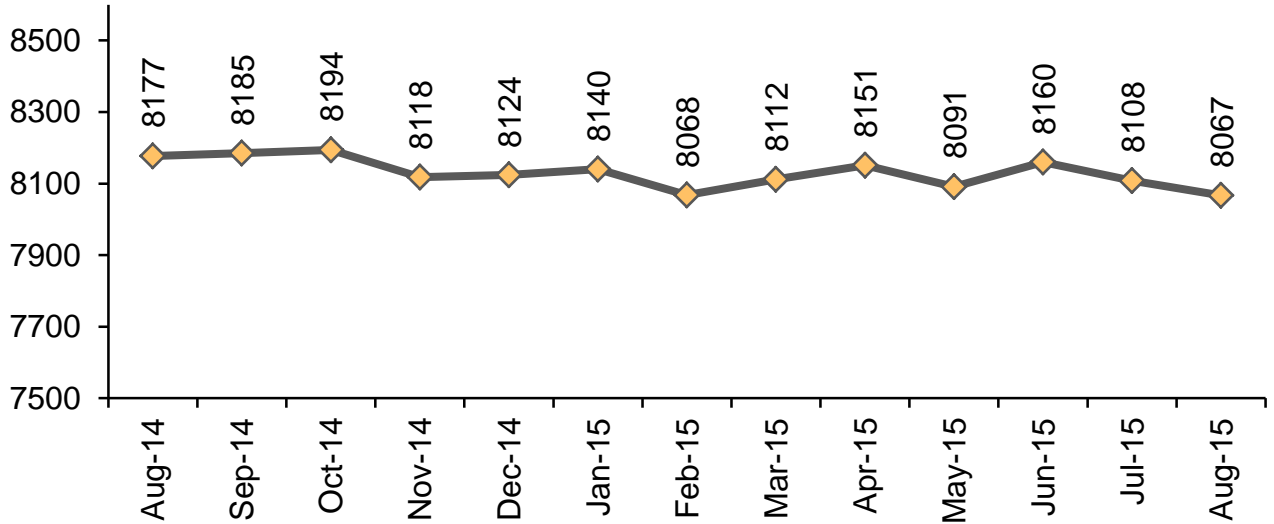
Incarcerated Offender Releases	Termer	Rider	Parole Violator	Total
To Parole	176	0	51	227
To Probation	1	180	0	181
To Retained Jurisdiction (Rider)	2	0	0	2
To Term Incarceration	0	39	54	93
To Other Status	0	0	0	0
Discharged	47	0	0	47
Total	226	219	105	550

Net Admissions/Releases	Termer	Rider	Parole Violator	Total
Net Admissions/Releases	-37	-23	-3	-63
Ending Count	6429	1114	502	8045
Offenders in Transition*	31	17	-26	22
Net Ending Count as of September 1, 2015	6460	1131	476	8067

*Offenders in Transition is an inherent "lag time" in offender movement that may take a few days to be reflected in the data offender management system.

1.2 Monthly Population Change

Incarcerated Population



1.3 Distribution by Crime Group

Crime Group	Term	% Term	Rider	% Rider	Violator	% Violator	Total	% Total
Murder/ Man	458	7.1%	7	0.6%	4	0.8%	469	5.8%
Sex	1578	24.4%	79	7.0%	50	10.5%	1707	21.2%
Assault	1728	26.7%	261	23.1%	142	29.8%	2131	26.4%
Property	1341	20.8%	305	27.0%	151	31.7%	1797	22.3%
Alcohol	267	4.1%	91	8.0%	17	3.6%	375	4.6%
Drug	1084	16.8%	381	33.7%	112	23.5%	1577	19.5%
Pending*	4	0.1%	7	0.6%	0	0.0%	11	0.1%
Total	6460	100%	1131	100%	476	100%	8067	100%
Percentage	80.1%		14.0%		5.9%		100%	

*Pending count reflects the incarcerated offenders waiting to be adjudicated for a new crime or the data has not yet been updated in the data management system.

1.4 Distribution by Institution and Legal Status

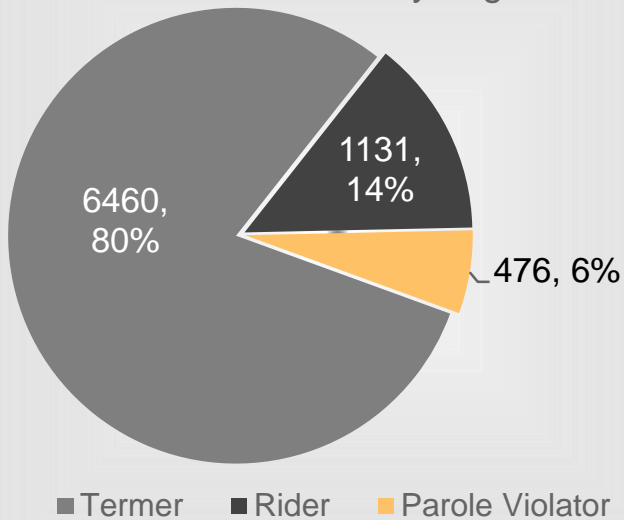
Institutions	Term	Rider	Violator	Total	% Total
IMSI (Male Offenders): Idaho Maximum Security Institution	444	0	1	445	5.5%
ISCI (Male Offenders): Idaho State Correctional Institution	1269	79	81	1429	17.7%
SICI (Male Offenders): South Idaho Correctional Institution	556	0	0	556	6.9%
ICIO (Male Offenders): Idaho Correctional Institution – Orofino	554	21	3	578	7.2%
NICI (Male Offenders): North Idaho Correctional Institution	0	406	0	406	5.0%
SAWC (Male Offenders): St. Anthony Work Camp	231	0	0	231	2.9%
ISCC (Male Offenders): Idaho State Correctional Center	1976	0	98	2074	25.7%
SBWCC (Female Offenders): South Boise Women’s Correctional Center	95	162	24	281	3.5%
CAPP (Contract - Male Offenders): Correctional Alternative Placement Program	35	279	60	374	4.6%
PRC-SICI (Female Riders): Pre-Release Center	38	64	0	102	1.3%
PRCC (Female Offenders): Pocatello Women’s Correctional Center	236	48	15	299	3.7%
Reentry Centers	Term	Rider	Violator	Total	% Total
CRC Nampa (Male Offenders): Community Reentry Center	85	0	0	85	1.1%
CRC Idaho Falls (Male Offenders): Community Reentry Center	75	0	0	75	0.9%
CRC Treasure Valley (Male Offenders): Community Reentry Center	99	0	0	99	1.2%
CRC East Boise (Female Offenders): Community Reentry Center	100	0	0	100	1.2%

Contract Beds	Term	Rider	Violator	Total	% Total
Kit Carson (Contract - Male Offenders): Kit Carson Contract Beds	208	0	0	208	2.6%
Bonneville Contract (Contract – County Jail): Bonneville Contract Beds	97	0	0	97	1.2%

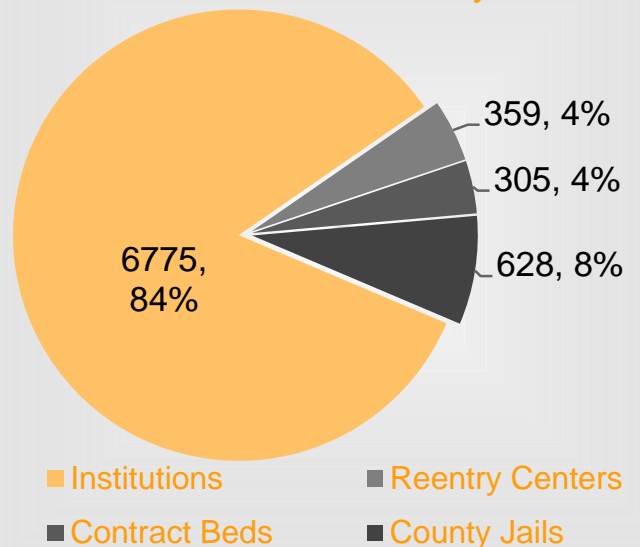
County Jails	Term	Rider	Violator	Total	% Total
County Jails	362	72	194	628	7.8%

Total Distribution By Institution and Legal Status	Term	Rider	Violator	Total	% Total
Total (By Institution & Legal Status): Institutions + Contract Beds + Reentry Centers + County Jails	6460	1131	476	8067	100%

Incarcerated Population
by Legal Status



Incarcerated Population
by Institution



1.5 Distribution by Demographics

Age Range	Term	% Term	Rider	% Rider	Violator	% Violator	Total	% Total
Under 18	0	0.0%	0	0.0%	0	0.0%	0	0.0%
Ages 18-24	700	10.8%	289	25.6%	32	6.7%	1021	12.7%
Ages 25-34	2119	32.8%	450	39.8%	203	42.6%	2772	34.4%
Ages 35-44	1679	26.0%	247	21.8%	140	29.4%	2066	25.6%
Ages 45-54	1194	18.5%	106	9.4%	88	18.5%	1388	17.2%
Ages 55-64	581	9.0%	34	3.0%	12	2.5%	627	7.8%
Ages 65+	187	2.9%	5	0.4%	1	0.2%	193	2.4%
Total	6460	100%	1131	100%	476	100%	8067	100%

Ethnicity	Term	% Term	Rider	% Rider	Violator	% Violator	Total	% Total
Asian	30	0.5%	1	0.1%	3	0.6%	34	0.4%
Black	184	2.8%	26	2.3%	13	2.7%	223	2.8%
Hispanic	989	15.3%	136	12.0%	59	12.4%	1184	14.7%
Indian	253	3.9%	37	3.3%	12	2.5%	302	3.7%
Other	69	1.1%	10	0.9%	6	1.3%	85	1.1%
Unknown	102	1.6%	34	3.0%	2	0.4%	138	1.7%
White	4833	74.8%	887	78.4%	381	80.0%	6101	75.6%
Total	6460	100%	1131	100%	476	100%	8067	100%

Gender	Term	% Term	Rider	% Rider	Violator	% Violator	Total	% Total
Females	647	10.0%	300	26.5%	71	14.9%	1018	12.6%
Males	5813	90.0%	831	73.5%	405	85.1%	7049	87.4%
Total	6460	100%	1131	100%	476	100%	8067	100%

SECTION 2: COMMUNITY OVERVIEW

2.1 Admissions and Releases

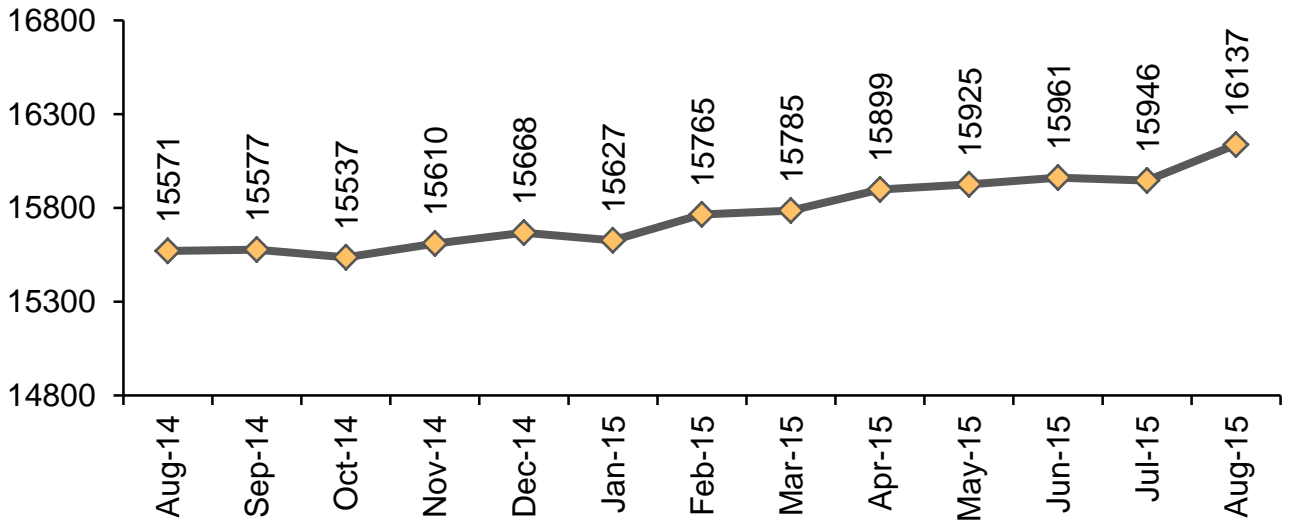
Community Offender Admissions	Parole	Probation	Total
Beginning Count as of August 1, 2015	3400	10777	14177
New Commitments	2	248	250
Successful Rider	0	159	159
Paroled (New)	149	0	149
Reinstated Parole	48	0	48
From Other Status	0	2	2
Total	199	409	608
Community Offender Releases	Parole	Probation	Total
To Probation or Parole	0	3	3
To Parole Violator	102	0	102
To Retained Jurisdiction (Rider)	0	98	98
To Term Incarceration	0	48	48
Discharged	44	225	269
Total	146	374	520
Net Admissions/Releases	Parole	Probation	Total
Net Admissions/Releases	53	35	88
Gross Ending District Count	3453	10812	14265
Offenders in Transition*	64	12	76
Net Ending District Count	3517	10824	14341
Interstate Compact **	560	1236	1796
Net Ending Count as of September 1, 2015 (including Interstate Compact)	4077	12060	16137

*Offenders in Transition is an inherent "lag time" in offender movement that may take a few days to be reflected in the data offender management system.

**Interstate Compact represents Idaho probationers and parolees who are completing their sentence in another state, but are monitored by Idaho.

2.2 Monthly Population Change

Community Population*



2.3 Distribution by Crime Group

Crime Group	Probation	% Probation	Parole	% Parole	Total	% Total
Murder/ Man	45	0.4%	136	3.3%	181	1.1%
Sex	677	5.6%	676	16.6%	1353	8.4%
Assault	2106	17.5%	1022	25.1%	3128	19.4%
Property	3473	28.8%	1069	26.2%	4542	28.1%
Alcohol	1767	14.7%	285	7.0%	2052	12.7%
Drug	3859	32.0%	888	21.8%	4747	29.4%
Pending**	133	1.1%	1	0.0%	134	0.8%
Total	12060	100%	4077	100%	16137	100%
Percentage	74.7%		25.3%		100%	

*Monthly Community Population Change reflects the ending caseload including Interstate Compact offenders.

**Pending Count reflects the community offenders that have not yet been adjudicated or the data has not yet been updated in the data management system.

2.4 Distribution by District and Legal Status

District/Legal Status	Probation	% Probation	Parole	% Parole	Total	% Total
District 0: Limited Supervision Unit	785	6.5%	252	6.2%	1037	6.4%
District 1: Coeur d'Alene	1712	14.2%	250	6.1%	1962	12.2%
District 2: Lewiston	517	4.3%	90	2.2%	607	3.8%
District 3: Caldwell	2031	16.8%	605	14.8%	2636	16.3%
District 4: Boise	2600	21.6%	1399	34.3%	3999	24.8%
District 5: Twin Falls	1340	11.1%	439	10.8%	1779	11.0%
District 6: Pocatello	712	5.9%	156	3.8%	868	5.4%
District 7: Idaho Falls	1127	9.3%	326	8.0%	1453	9.0%
+ Interstate Compact	1236	10.2%	560	13.7%	1796	11.1%
Total	12060	100%	4077	100%	16137	100%

2.5 Distribution by Demographics

Age Distribution	Probation	% Probation	Parole	% Parole	Total	% Total
Under 18	2	0.0%	0	0.0%	2	0.0%
Ages 18-24	1977	16.4%	137	3.4%	2114	13.1%
Ages 25-34	4313	35.8%	1316	32.3%	5629	34.9%
Ages 35-44	2925	24.3%	1161	28.5%	4086	25.3%
Ages 45-54	1859	15.4%	923	22.6%	2782	17.2%
Ages 55-64	813	6.7%	424	10.4%	1237	7.7%
Ages 65+	171	1.4%	116	2.8%	287	1.8%
Total	12060	100%	4077	100%	16137	100%

Ethnicity Distribution	Probation	% Probation	Parole	% Parole	Total	% Total
Asian	68	0.6%	38	0.9%	105	0.7%
Black	212	1.8%	135	3.3%	347	2.2%
Hispanic	1311	10.9%	506	12.4%	1817	11.3%
Indian	286	2.4%	107	2.6%	393	2.4%
Other	89	0.7%	29	0.7%	118	0.7%
Unknown	1186	9.8%	61	1.5%	1247	7.7%
White	8908	73.9%	3201	78.5%	12110	75.0%
Total	12060	100%	4077	100%	16137	100%

Gender Distribution	Probation	% Probation	Parole	% Parole	Total	% Total
Females	3336	27.7%	635	15.6%	3971	24.6%
Males	8724	72.3%	3442	84.4%	12166	75.4%
Total	12060	100%	4077	100%	16137	100%

3.1 Glossary

1.Admission: An offender who has been committed by the courts to the Idaho Department of Correction. The offender may enter the department's jurisdiction in Probation, Rider, or Term Status. A subsequent change from Probation or Rider to Term is also typically referred to as an admission to Term.

2.Civil Commitment: A form of confinement for offenders who are mentally ill, incompetent, alcohol or drug addicted, as contrasted with the criminal commitment for their sentence. Since they represent a per diem obligation to the Idaho Department of Correction, they are grouped with Term offenders.

3.Discharged Offender: Offenders whose court commitment is satisfied or who die while under the jurisdiction of the Idaho Department of Correction. Offenders may be discharged from Parole, Probation, Rider, Term or Parole Violator status.

4.Incarcerated: Offenders whose court commitment is satisfied or who die while under the jurisdiction of the Idaho Department of Correction. Offenders may be discharged from Parole, Probation, Rider, Term or Parole Violator status.

5.New Commitment: An offender who has been committed by the courts to the Idaho Department of Correction for the first time or after satisfying a previous court commitment has been committed for a new crime. They may enter a Probation, Rider, or Term status.

6.Non-Idaho Offender: An offender who is sentenced by a jurisdiction other than Idaho, but is housed by the Idaho Department of Correction for security reasons. Since they represent a per diem obligation to the Idaho Department of Correction, they are grouped with Term offenders.

7.Parole Violator: An offender who has been placed on parole and then violates the conditions of their parole. Parole Violator status is usually temporary status until a hearing can be conducted to determine if the offender will be returned to Term or Parole status.

8.Paroled Offender: An offender that the parole commission has decided to place in society after serving a portion of their sentence. They are supervised by a Parole Officer for the remainder of their court commitment. The offender's status is changed from Term to Parole.

9.Probation: An offender that the courts have decided to allow to service their sentence while living in society. They are not incarcerated, but are supervised by a Probation Officer until their court commitment is satisfied.

10.Reinstated Parole: An offender who violated their parole and the Parole Commission subsequently decided to reinstate them in Parole status instead of returning them to prison.

11.Revoked Parole: An offender who, while on parole, violates the conditions of their parole and is placed back in prison by the Parole Commission. Their status changes back to Term.

12.Revoked Probation: An offender who, while serving probation, violates the conditions of their probation and the court changes their sentence to incarceration. The offender's status changes from Probation to Term, or sometimes Rider.

13.Retained Jurisdiction/Rider Incarcerated (Rider): An offender committed to an Idaho Department of Correction Rider program. The courts will retain jurisdiction of this offender until the completion of the Rider program. The courts will subsequently determine whether to place this offender on Probation or Term status or to withhold judgment.

14.Term: An offender who the courts or the Parole Commission has committed to one of the state prisons.

Questions?

Vicky Calderón, Principal Research Analyst

Idaho Department of Correction

Evaluation and Compliance: Research and Analysis

P: 208.658.2147 E: mcaldero@idoc.idaho.gov

