

# IDAHO DEPARTMENT OF CORRECTION

## STANDARD REPORT



## FEBRUARY 2015

The Idaho Department of Correction Standard Report: February 2015 Snapshot contains a monthly overview of incarceration and community supervision offenders.



Revised March 2016

Revisions made to: Section 2.1 Admissions and Releases

# TABLE *of* CONTENTS

## Section 1: Incarceration Overview

- 1.1 Admissions and Releases Page 3
- 1.2 Monthly Population Change Page 4
- 1.3 By Crime Group Page 4
- 1.4 By Institution and Legal Status Page 5-6
- 1.5 By Demographics Page 7

## Section 2: Community Corrections Overview

- 2.1 Admissions and Releases Page 8
- 2.2 Monthly Population Change Page 9
- 2.3 By Crime Group Page 9
- 2.4 By District and Legal Status Page 10
- 2.5 By Demographics Page 10-11

## Section 3: Terms and Definitions

- 3.1 Glossary Page 12-13

# SECTION 1: INCARCERATION OVERVIEW

## 1.1 Admissions and Releases

Incarcerated Offender Admissions	Termer	Rider	Parole Violator	Total
<b>Beginning Count as of February 1, 2015</b>	<b>6630</b>	<b>1151</b>	<b>359</b>	<b>8140</b>
New Commitments	37	78	0	115
Revoked Probation	55	108	0	163
Revoked Parole	61	0	0	61
Failed Rider	21	0	0	21
Violated Parole	0	0	86	86
From Other Status	0	2	0	2
<b>Total</b>	<b>174</b>	<b>188</b>	<b>86</b>	<b>448</b>

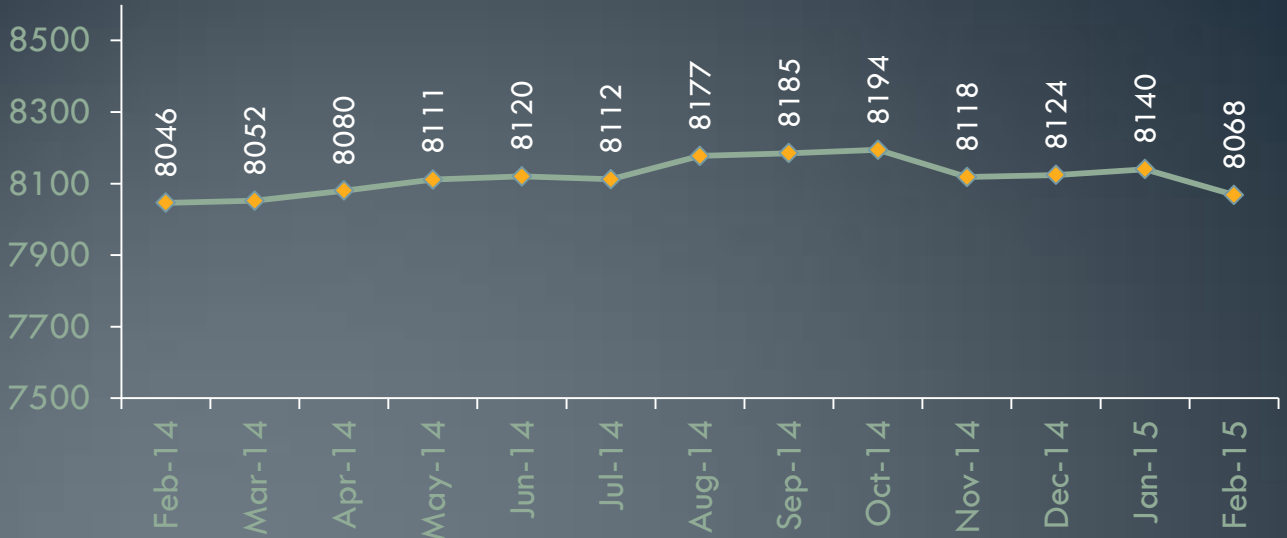
Incarcerated Offender Releases	Termer	Rider	Parole Violator	Total
To Parole	162	0	39	201
To Probation	0	197	0	197
To Retained Jurisdiction (Rider)	2	0	0	2
To Term Incarceration	0	21	60	81
To Other Status	0	0	1	1
Discharged	37	0	2	39
<b>Total</b>	<b>201</b>	<b>218</b>	<b>102</b>	<b>521</b>

Net Admissions/Releases	Termer	Rider	Parole Violator	Total
<b>Net Admissions/Releases</b>	<b>-27</b>	<b>-30</b>	<b>-16</b>	<b>-73</b>
Ending Count	6603	1121	343	8067
Offenders in Transition*	-45	6	40	1
<b>Net Ending Count as of March 1, 2015</b>	<b>6558</b>	<b>1127</b>	<b>383</b>	<b>8068</b>

\*Offenders in Transition is an inherent "lag time" in offender movement that may take a few days to be reflected in the data offender management system.

# 1.2 Monthly Population Change

Incarcerated Population



# 1.3 Distribution by Crime Group

Crime Group	Term	% Term	Rider	% Rider	Violator	% Violator	Total	% Total
Murder/Man	411	6.3%	2	0.2%	3	0.8%	416	5.2%
Sex	1435	21.9%	73	6.5%	47	12.3%	1555	19.3%
Assault	1404	21.4%	196	17.4%	93	24.3%	1693	21.0%
Property	1314	20.0%	284	25.2%	95	24.8%	1693	21.0%
Alcohol	500	7.6%	120	10.6%	34	8.9%	654	8.1%
Drug	1488	22.7%	446	39.6%	111	29.0%	2045	25.3%
Pending*	6	0.1%	6	0.5%	0	0.0%	12	0.1%
<b>Total</b>	<b>6558</b>	<b>100%</b>	<b>1127</b>	<b>100%</b>	<b>383</b>	<b>100%</b>	<b>8068</b>	<b>100%</b>
Percentage	81.3%		14.0%		4.7%		100%	

\*Pending count reflects the incarcerated offenders waiting to be adjudicated for a new crime or the data has not yet been updated in the data management system.

# 1.4 Distribution by Institution and Legal Status

Institutions	Term	Rider	Violator	Total	% Total
<b>IMSI (Male Offenders):</b> Idaho Maximum Security Institution	437	1	1	439	5.4%
<b>ISCI (Male Offenders):</b> Idaho State Correctional Institution	1434	117	66	1617	20.0%
<b>SICI (Male Offenders):</b> South Idaho Correctional Institution	554	0	0	554	6.9%
<b>ICIO (Male Offenders):</b> Idaho Correctional Institution – Orofino	556	11	2	569	7.1%
<b>NICI (Male Offenders):</b> North Idaho Correctional Institution	0	399	0	399	4.9%
<b>SAWC (Male Offenders):</b> St. Anthony Work Camp	233	0	0	233	2.9%
<b>ISCC (Male Offenders):</b> Idaho State Correctional Center	1992	0	117	2109	26.1%
<b>SBWCC (Female Offenders):</b> South Boise Women’s Correctional Center	90	175	14	279	3.5%
<b>CAPP (Contract - Male Offenders):</b> Correctional Alternative Placement Program	52	287	41	380	4.7%
<b>PRC-SICI (Female Riders):</b> Pre-Release Center	64	34	0	98	1.2%
<b>PRCC (Female Offenders):</b> Pocatello Women’s Correctional Center	263	26	12	301	3.7%

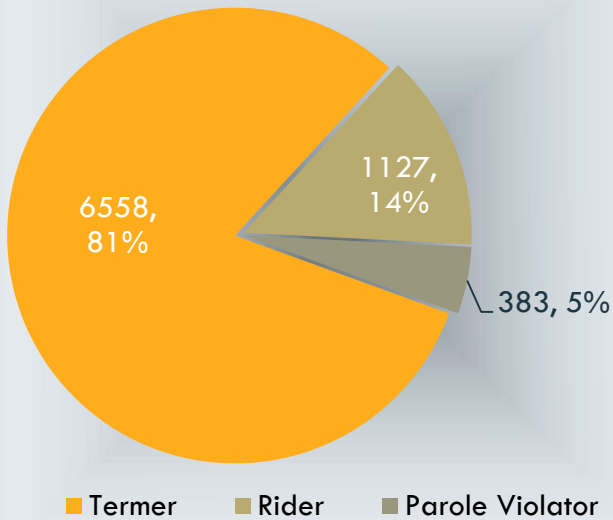
Reentry Centers	Term	Rider	Violator	Total	% Total
<b>CRC Nampa (Male Offenders):</b> Community Reentry Center	85	0	0	85	1.1%
<b>CRC Idaho Falls (Male Offenders):</b> Community Reentry Center	82	0	0	82	1.0%
<b>CRC Treasure Valley (Male Offenders):</b> Community Reentry Center	99	0	0	99	1.2%
<b>CRC East Boise (Female Offenders):</b> Community Reentry Center	93	0	0	93	1.2%

Contract Beds	Term	Rider	Violator	Total	% Total
<b>Kit Carson</b> (Contract - Male Offenders): Kit Carson Contract Beds	210	0	0	210	2.6%
<b>Bonneville Contract</b> (Contract – County Jail): Bonneville Contract Beds	79	0	0	79	1.0%

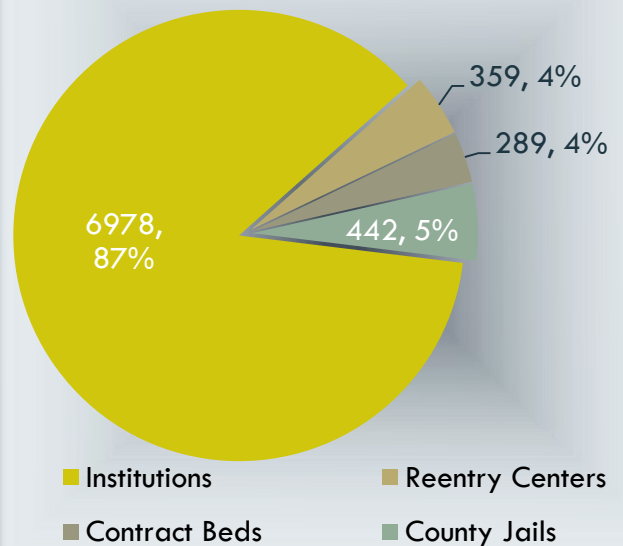
County Jails	Term	Rider	Violator	Total	% Total
<b>County Jails</b>	235	77	130	442	5.5%

Total Distribution By Institution and Legal Status	Term	Rider	Violator	Total	% Total
<b>Total</b> (By Institution & Legal Status): Institutions + Contract Beds + Reentry Centers + County Jails	6558	1127	383	8068	100%

Incarcerated Population  
by Legal Status



Incarcerated Population  
by Institution



## 1.5 Distribution by Demographics

Age Range	Term	% Term	Rider	% Rider	Violator	% Violator	Total	% Total
Under 18	0	0.0%	1	0.1%	0	0.0%	1	0.0%
Ages 18-24	717	10.9%	302	26.8%	36	9.4%	1055	13.1%
Ages 25-34	2175	33.2%	437	38.8%	164	42.8%	2776	34.4%
Ages 35-44	1684	25.7%	245	21.7%	112	29.2%	2041	25.3%
Ages 45-54	1238	18.9%	104	9.2%	53	13.8%	1395	17.3%
Ages 55-64	562	8.6%	31	2.8%	15	3.9%	608	7.5%
Ages 65+	182	2.8%	7	0.6%	3	0.8%	192	2.4%
<b>Total</b>	<b>6558</b>	<b>100%</b>	<b>1127</b>	<b>100%</b>	<b>383</b>	<b>100%</b>	<b>8068</b>	<b>100%</b>

Ethnicity	Term	% Term	Rider	% Rider	Violator	% Violator	Total	% Total
Asian	36	0.5%	2	0.2%	0	0.0%	38	0.5%
Black	199	3.0%	27	2.4%	8	2.1%	234	2.9%
Hispanic	998	15.2%	138	12.2%	59	15.4%	1195	14.8%
Indian	271	4.1%	40	3.5%	7	1.8%	318	3.9%
Other	64	1.0%	7	0.6%	2	0.5%	73	0.9%
Unknown	99	1.5%	28	2.5%	1	0.3%	128	1.6%
White	4891	74.6%	885	78.5%	306	79.9%	6082	75.4%
<b>Total</b>	<b>6558</b>	<b>100%</b>	<b>1127</b>	<b>100%</b>	<b>383</b>	<b>100%</b>	<b>8068</b>	<b>100%</b>

Gender	Term	% Term	Rider	% Rider	Violator	% Violator	Total	% Total
Females	678	10.3%	278	24.7%	48	12.5%	1004	12.4%
Males	5880	89.7%	849	75.3%	335	87.5%	7064	87.6%
<b>Total</b>	<b>6558</b>	<b>100%</b>	<b>1127</b>	<b>100%</b>	<b>383</b>	<b>100%</b>	<b>8068</b>	<b>100%</b>

# SECTION 2: COMMUNITY OVERVIEW

## 2.1 Admissions and Releases

Community Offender Admissions	Parole	Probation	Total
<b>Beginning Count as of February 1, 2015</b>	<b>3176</b>	<b>10646</b>	<b>13822</b>
New Commitments	1	242	243
Successful Rider	0	152	152
Paroled (New)	160	0	160
Reinstated Parole	38	0	38
From Other Status	0	2	2
<b>Total</b>	<b>199</b>	<b>396</b>	<b>595</b>

Community Offender Releases	Parole	Probation	Total
To Probation or Parole	0	0	0
To Parole Violator	86	0	86
To Retained Jurisdiction (Rider)	0	109	109
To Term Incarceration	1	55	56
Discharged	125	200	325
<b>Total</b>	<b>212</b>	<b>364</b>	<b>576</b>

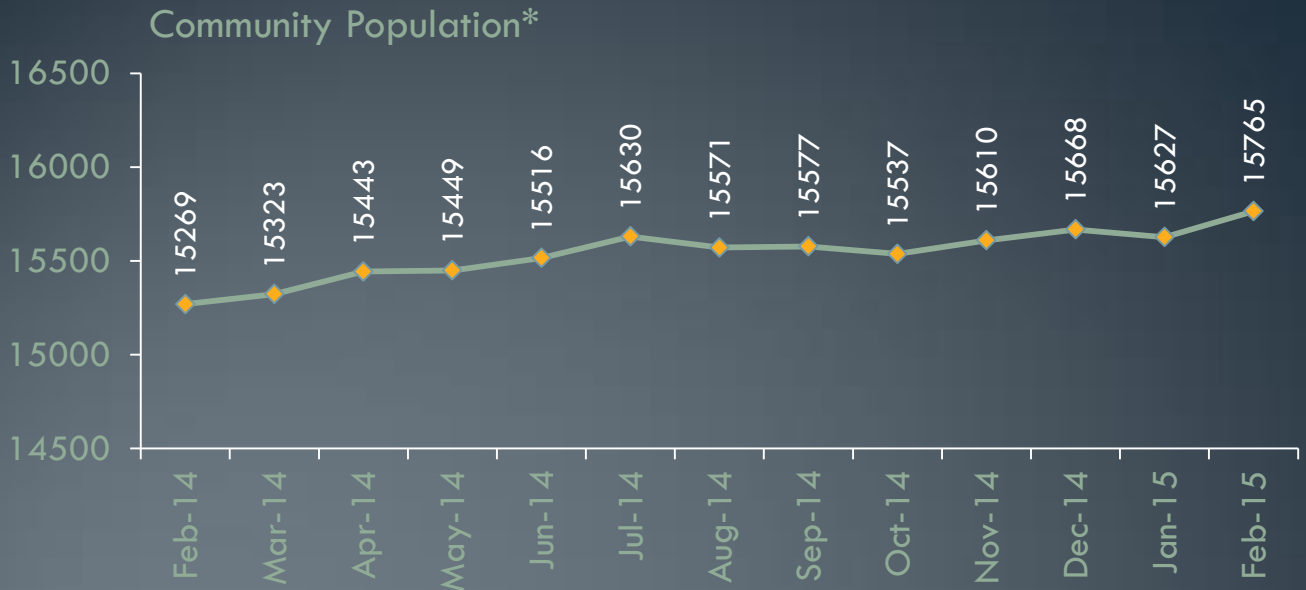
Net Admissions/Releases	Parole	Probation	Total
<b>Net Admissions/Releases</b>	<b>-13</b>	<b>32</b>	<b>19</b>
Gross Ending District Count	3163	10678	13841
Offenders in Transition*	60	57	117
<b>Net Ending District Count</b>	<b>3223</b>	<b>10735</b>	<b>13958</b>
Interstate Compact **	506	1301	1807
<b>Net Ending Count as of March 1, 2015</b> (including Interstate Compact)	<b>3729</b>	<b>12036</b>	<b>15765</b>

\*Offenders in Transition is an inherent "lag time" in offender movement that may take a few days to be reflected in the data offender management system.

\*\*Interstate Compact represents Idaho probationers and parolees who are completing their sentence in another state, but are monitored by Idaho.



## 2.2 Monthly Population Change



## 2.3 Distribution by Crime Group

Crime Group	Probation	% Probation	Parole	% Parole	Total	% Total
Murder/ Man	33	0.3%	120	3.2%	153	1.0%
Sex	621	5.2%	559	15.0%	1180	7.5%
Assault	1871	15.5%	716	19.2%	2587	16.4%
Property	3108	25.8%	866	23.2%	3974	25.2%
Alcohol	2079	17.3%	423	11.3%	2502	15.9%
Drug	4118	34.2%	1045	28.0%	5163	32.7%
Pending**	206	1.7%	0	0.0%	206	1.3%
<b>Total</b>	<b>12036</b>	<b>100%</b>	<b>3729</b>	<b>100%</b>	<b>15765</b>	<b>100%</b>
Percentage	76.3%		23.7%		100%	

\*Monthly Community Population Change reflects the ending caseload including Interstate Compact offenders.

\*\*Pending Count reflects the community offenders that have not yet been adjudicated or the data has not yet been updated in the data management system.

## 2.4 Distribution by District and Legal Status

District/Legal Status	Probation	% Probation	Parole	% Parole	Total	% Total
<b>District 0:</b> Limited Supervision Unit	411	3.4%	113	3.0%	524	3.3%
<b>District 1:</b> Coeur d'Alene	1673	13.9%	236	6.3%	1909	12.1%
<b>District 2:</b> Lewiston	554	4.6%	82	2.2%	636	4.0%
<b>District 3:</b> Caldwell	2139	17.8%	583	15.6%	2722	17.3%
<b>District 4:</b> Boise	2716	22.6%	1374	36.8%	4090	25.9%
<b>District 5:</b> Twin Falls	1370	11.4%	394	10.6%	1764	11.2%
<b>District 6:</b> Pocatello	722	6.0%	145	3.9%	867	5.5%
<b>District 7:</b> Idaho Falls	1150	9.6%	296	7.9%	1446	9.2%
+ Interstate Compact	1301	10.8%	506	13.6%	1807	11.5%
<b>Total</b>	<b>12036</b>	<b>100%</b>	<b>3729</b>	<b>100%</b>	<b>15765</b>	<b>100%</b>

## 2.5 Distribution by Demographics

Age Distribution	Probation	% Probation	Parole	% Parole	Total	% Total
Under 18	1	0.0%	0	0.0%	1	0.0%
Ages 18-24	2032	16.9%	137	3.7%	2169	13.8%
Ages 25-34	4274	35.5%	1191	31.9%	5465	34.7%
Ages 35-44	2875	23.9%	1072	28.7%	3947	25.0%
Ages 45-54	1875	15.6%	856	23.0%	2731	17.3%
Ages 55-64	804	6.7%	375	10.1%	1179	7.5%
Ages 65+	175	1.5%	98	2.6%	273	1.7%
<b>Total</b>	<b>12036</b>	<b>100%</b>	<b>3729</b>	<b>100%</b>	<b>15765</b>	<b>100%</b>

Ethnicity Distribution	% Probation		% Parole		Total	% Total
	Probation	Parole	Probation	Parole		
Asian	71	0.6%	31	0.8%	102	0.6%
Black	207	1.7%	106	2.8%	313	2.0%
Hispanic	1294	10.8%	459	12.3%	1753	11.1%
Indian		2.3%	95	2.5%	376	2.4%
Other	281	0.7%	30	0.8%	115	0.7%
Unknown	85	10.0%	58	1.6%	1263	8.0%
White	1205	73.9%	2950	79.1%	11843	75.1%
<b>Total</b>	<b>8893</b>	<b>100%</b>	<b>3729</b>	<b>100%</b>	<b>15765</b>	<b>100%</b>

Gender Distribution	% Probation		% Parole		Total	% Total
	Probation	Parole	Probation	Parole		
Females	3312	27.5%	584	15.7%	3896	24.7%
Males	8724	72.5%	3145	84.3%	11869	75.3%
<b>Total</b>	<b>12036</b>	<b>100%</b>	<b>3729</b>	<b>100%</b>	<b>15765</b>	<b>100%</b>

# SECTION 3: TERMS AND DEFINITIONS

## 3.1 Glossary

1. **Admission:** An offender who has been committed by the courts to the Idaho Department of Correction. The offender may enter the department's jurisdiction in Probation, Rider, or Term Status. A subsequent change from Probation or Rider to Term is also typically referred to as an admission to Term.
2. **Civil Commitment:** A form of confinement for offenders who are mentally ill, incompetent, alcohol or drug addicted, as contrasted with the criminal commitment for their sentence. Since they represent a per diem obligation to the Idaho Department of Correction, they are grouped with Term offenders.
3. **Discharged Offender:** Offenders whose court commitment is satisfied or who die while under the jurisdiction of the Idaho Department of Correction. Offenders may be discharged from Parole, Probation, Rider, Term or Parole Violator status.
4. **Incarcerated:** Offenders whose court commitment is satisfied or who die while under the jurisdiction of the Idaho Department of Correction. Offenders may be discharged from Parole, Probation, Rider, Term or Parole Violator status.
5. **New Commitment:** An offender who has been committed by the courts to the Idaho Department of Correction for the first time or after satisfying a previous court commitment has been committed for a new crime. They may enter a Probation, Rider, or Term status.
6. **Non-Idaho Offender:** An offender who is sentenced by a jurisdiction other than Idaho, but is housed by the Idaho Department of Correction for security reasons. Since they represent a per diem obligation to the Idaho Department of Correction, they are grouped with Term offenders.
7. **Parole Violator:** An offender who has been placed on parole and then violates the conditions of their parole. Parole Violator status is usually temporary status until a hearing can be conducted to determine if the offender will be returned to Term or Parole status.

8. **Paroled Offender:** An offender that the parole commission has decided to place in society after serving a portion of their sentence. They are supervised by a Parole Officer for the remainder of their court commitment. The offender's status is changed from Term to Parole.
9. **Probation:** An offender that the courts have decided to allow to service their sentence while living in society. They are not incarcerated, but are supervised by a Probation Officer until their court commitment is satisfied.
10. **Reinstated Parole:** An offender who violated their parole and the Parole Commission subsequently decided to reinstate them in Parole status instead of returning them to prison.
11. **Revoked Parole:** An offender who, while on parole, violates the conditions of their parole and is placed back in prison by the Parole Commission. Their status changes back to Term.
12. **Revoked Probation:** An offender who, while serving probation, violates the conditions of their probation and the court changes their sentence to incarceration. The offender's status changes from Probation to Term, or sometimes Rider.
13. **Retained Jurisdiction/Rider Incarcerated (Rider):** An offender committed to an Idaho Department of Correction Rider program. The courts will retain jurisdiction of this offender until the completion of the Rider program. The courts will subsequently determine whether to place this offender on Probation or Term status or to withhold judgment.
14. **Term:** An offender who the courts or the Parole Commission has committed to one of the state prisons.

## Questions?

Vicky Calderón, Principal Research Analyst

Idaho Department of Correction

Evaluation and Compliance: Research and Analysis

P: 208.658.2147 E: [mcaldero@idoc.idaho.gov](mailto:mcaldero@idoc.idaho.gov)

