

IDAHO DEPARTMENT OF CORRECTION

STANDARD REPORT



JANUARY 2015

The Idaho Department of Correction Standard Report: January 2015 Snapshot contains a monthly overview of incarceration and community supervision offenders.



TABLE *of* CONTENTS

Section 1: Incarceration Overview

- 1.1 Admissions and Releases Page 3
- 1.2 Monthly Population Change Page 4
- 1.3 By Crime Group Page 4
- 1.4 By Institution and Legal Status Page 5-6
- 1.5 By Demographics Page 7

Section 2: Community Corrections Overview

- 2.1 Admissions and Releases Page 8
- 2.2 Monthly Population Change Page 9
- 2.3 By Crime Group Page 9
- 2.4 By District and Legal Status Page 10
- 2.5 By Demographics Page 10-11

Section 3: Terms and Definitions

- 3.1 Glossary Page 12-13

SECTION 1: INCARCERATION OVERVIEW

1.1 Admissions and Releases

Incarcerated Offender Admissions	Termer	Rider	Parole Violator	Total
Beginning Count as of January 1, 2015	6596	1138	390	8124
New Commitments	48	94	0	142
Revoked Probation	59	93	0	152
Revoked Parole	46	0	0	46
Failed Rider	22	0	0	22
Violated Parole	0	0	112	112
From Other Status	0	2	0	2
Total	175	189	112	476

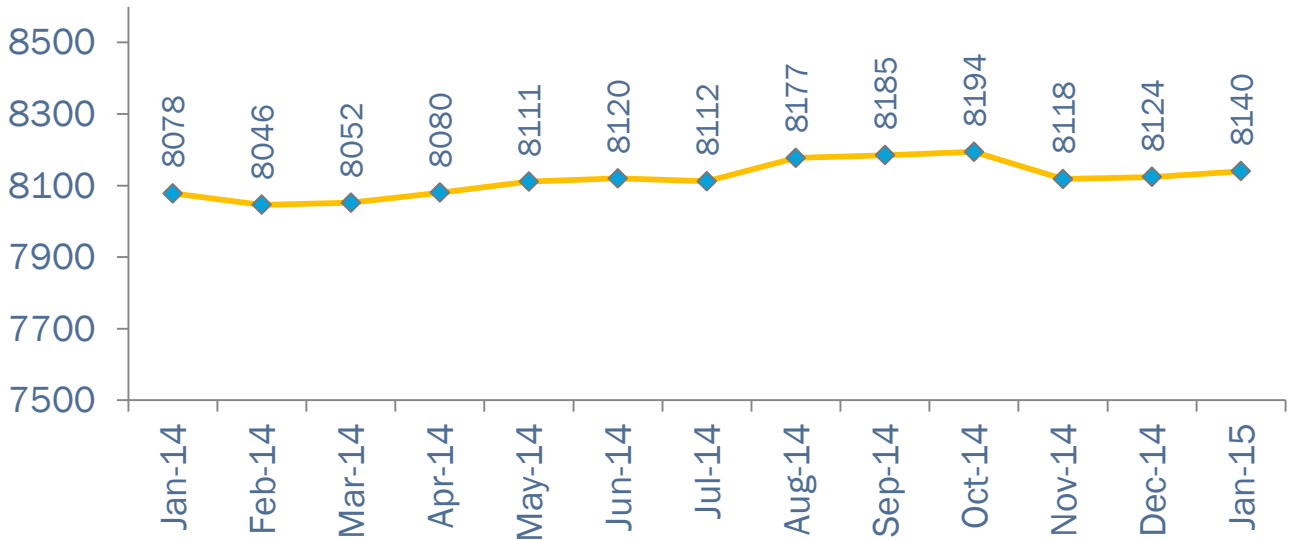
Incarcerated Offender Releases	Termer	Rider	Parole Violator	Total
To Parole	124	0	44	168
To Probation	3	168	0	171
To Retained Jurisdiction (Rider)	2	0	0	2
To Term Incarceration	0	22	46	68
To Other Status	0	0	1	1
Discharged	40	2	1	43
Total	169	192	92	453

Net Admissions/Releases	Termer	Rider	Parole Violator	Total
Net Admissions/Releases	6	-3	20	23
Ending Count	6602	1135	410	8147
Offenders in Transition*	28	16	-51	-7
Net Ending Count as of February 1, 2015	6630	1151	359	8140

*Offenders in Transition is an inherent "lag time" in offender movement that may take a few days to be reflected in the data offender management system.

1.2 Monthly Population Change

Incarcerated Population



1.3 Distribution by Crime Group

Crime Group	Term	% Term	Rider	% Rider	Violator	% Violator	Total	% Total
Murder/Man	412	6.2%	1	0.10%	4	1.1%	417	5.1%
Sex	1446	21.8%	73	6.3%	41	11.4%	1560	19.2%
Assault	1415	21.4%	197	17.1%	91	25.3%	1703	20.9%
Property	1331	20.1%	294	25.5%	95	26.5%	1720	21.1%
Alcohol	518	07.8%	126	10.9%	26	7.2%	670	8.2%
Drug	1501	22.6%	455	39.5%	102	28.4%	2058	25.3%
Pending*	7	0.1%	5	0.4%	0	0.0%	11	0.1%
Total	6630	100%	1151	100%	359	100%	8140	100%
Percentage	81.4%		14.1%		4.4%		100%	

*Pending count reflects the incarcerated offenders waiting to be adjudicated for a new crime or the data has not yet been updated in the data management system.

1.4 Distribution by Institution and Legal Status

Institutions	Term	Rider	Violator	Total	% Total
IMSI (Male Offenders): Idaho Maximum Security Institution	440	1	1	442	5.4%
ISCI (Male Offenders): Idaho State Correctional Institution	1445	109	51	1605	19.7%
SICI (Male Offenders): South Idaho Correctional Institution	552	0	0	552	6.8%
ICIO (Male Offenders): Idaho Correctional Institution – Orofino	558	9	0	567	7.0%
NICI (Male Offenders): North Idaho Correctional Institution	1	401	0	402	4.9%
SAWC (Male Offenders): St. Anthony Work Camp	236	0	0	236	2.9%
ISCC (Male Offenders): Idaho State Correctional Center	2032	0	100	2132	26.2%
SBWCC (Female Offenders): South Boise Women’s Correctional Center	87	184	17	288	3.5%
CAPP (Contract - Male Offenders): Correctional Alternative Placement Program	51	298	42	391	4.8%
PRC-SICI (Female Riders): Pre-Release Center	66	28	0	94	1.2%
PRCC (Female Offenders): Pocatello Women’s Correctional Center	260	32	8	300	3.7%

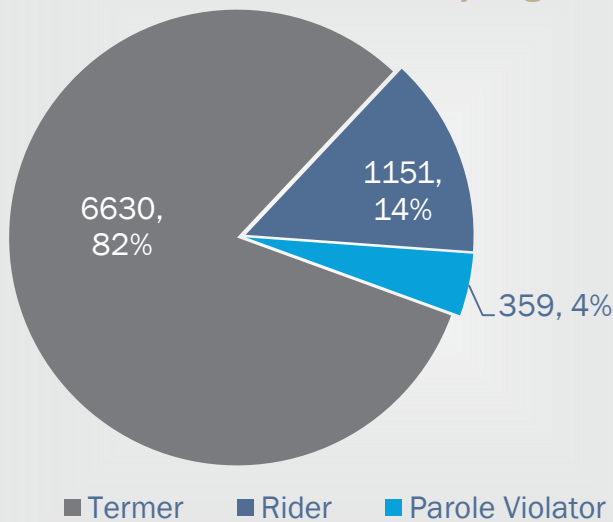
Reentry Centers	Term	Rider	Violator	Total	% Total
CRC Nampa (Male Offenders): Community Reentry Center	82	0	0	82	1.0%
CRC Idaho Falls (Male Offenders): Community Reentry Center	80	0	0	80	1.0%
CRC Treasure Valley (Male Offenders): Community Reentry Center	97	0	0	97	1.2%
CRC East Boise (Female Offenders): Community Reentry Center	97	0	0	97	1.2%

Contract Beds	Term	Rider	Violator	Total	% Total
Kit Carson (Contract - Male Offenders): Kit Carson Contract Beds	229	0	0	229	2.8%
Bonneville Contract (Contract - County Jail): Bonneville Contract Beds	82	0	0	82	1.0%

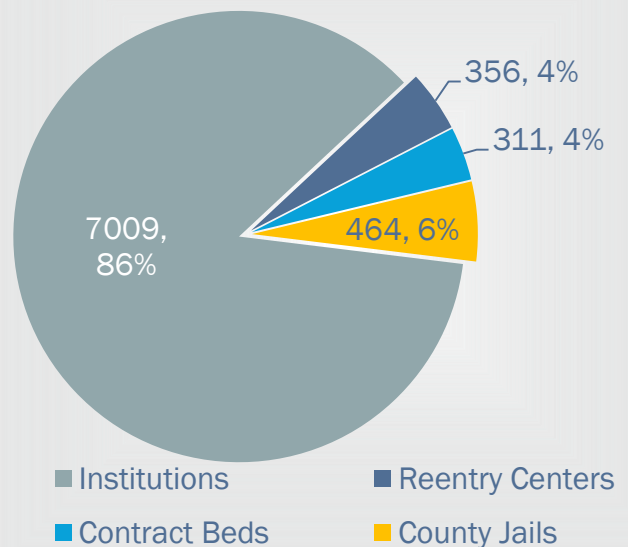
County Jails	Term	Rider	Violator	Total	% Total
County Jails	235	89	140	464	5.7%

Total Distribution By Institution and Legal Status	Term	Rider	Violator	Total	% Total
Total (By Institution & Legal Status): Institutions + Contract Beds + Reentry Centers + County Jails	6630	1151	359	8140	100.0%

Incarcerated Population
by Legal Status



Incarcerated Population
by Institution



1.5 Distribution by Demographics

Age Range	Term	% Term	Rider	% Rider	Violator	% Violator	Total	% Total
Ages 18-24	719	10.8%	294	25.5%	29	8.1%	1042	12.8%
Ages 25-34	2213	33.4%	442	38.4%	152	42.3%	2807	34.5%
Ages 35-44	1705	25.7%	253	22.0%	103	28.7%	2061	25.3%
Ages 45-54	1257	19.0%	124	10.8%	56	15.6%	1437	17.7%
Ages 55-64	555	8.4%	34	3.0%	16	4.5%	605	7.4%
Ages 65+	181	2.7%	4	0.3%	3	0.8%	188	2.3%
Total	6630	100%	1151	100%	359	100%	8140	100%

Ethnicity	Term	% Term	Rider	% Rider	Violator	% Violator	Total	% Total
Asian	39	0.6%	4	0.3%	0	0.0%	43	0.5%
Black	204	3.1%	22	1.9%	7	1.9%	233	2.9%
Hispanic	1002	15.1%	139	12.1%	54	15.0%	1195	14.7%
Indian	277	4.2%	41	3.6%	6	1.7%	324	4.0%
Other	65	1.0%	9	0.8%	2	0.6%	76	0.9%
Unknown	103	1.6%	37	3.2%	1	0.3%	141	1.7%
White	4940	74.5%	899	78.1%	289	80.5%	6128	75.3%
Total	6630	100%	1151	100%	359	100%	8140	100%

Gender	Term	% Term	Rider	% Rider	Violator	% Violator	Total	% Total
Females	706	10.6%	292	25.4%	46	12.8%	1044	12.8%
Males	5924	89.4%	859	74.6%	313	87.2%	7096	87.2%
Total	6630	100%	1151	100%	359	100.0%	8140	100%

SECTION 2: COMMUNITY OVERVIEW

2.1 Admissions and Releases

Community Offender Admissions	Parole	Probation	Total
Beginning Count as of January 1, 2015	3213	10644	13857
New Commitments	1	241	242
Successful Rider	0	173	173
Paroled (New)	179	0	179
Reinstated Parole	52	0	52
From Other Status	0	1	1
Total	232	415	647

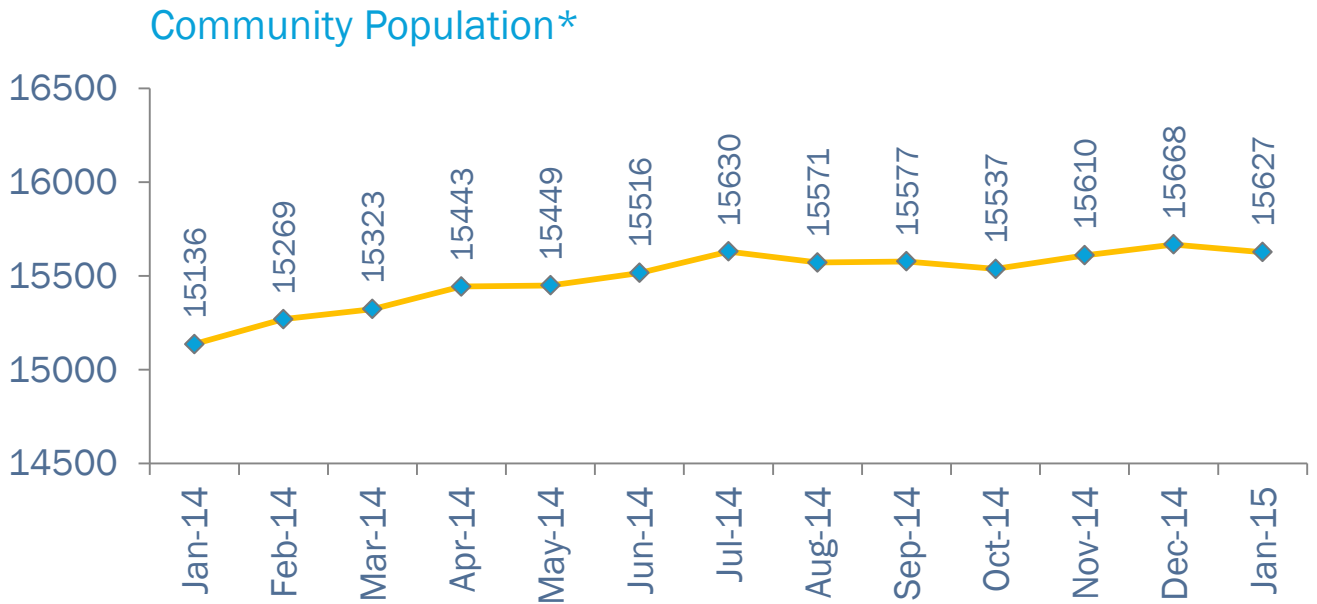
Community Offender Releases	Parole	Probation	Total
To Probation or Parole	0	0	0
To Parole Violator	112	0	112
To Retained Jurisdiction (Rider)	0	94	94
To Term Incarceration	0	59	59
Discharged	12	258	270
Total	124	411	535

Net Admissions/Releases	Parole	Probation	Total
Net Admissions/Releases	108	4	112
Gross Ending District Count	3321	10648	13969
Offenders in Transition*	-145	-2	-147
Net Ending District Count	3176	10646	13822
Interstate Compact **	501	1304	1805
Net Ending Count as of February 1, 2015 (including Interstate Compact)	3677	11950	15627

* Offenders in Transition is an inherent "lag time" in offender movement that may take a few days to be reflected in the data offender management system.

** Interstate Compact represents Idaho probationers and parolees who are completing their sentence in another state, but are monitored by Idaho.

2.2 Monthly Population Change



2.3 Distribution by Crime Group

Crime Group	Probation	% Probation	Parole	% Parole	Total	% Total
Murder/ Man	33	0.3%	117	3.2%	150	1.0%
Sex	615	5.1%	555	15.1%	1170	7.5%
Assault	1861	15.6%	700	19.0%	2561	16.4%
Property	3072	25.7%	847	23.0%	3919	25.1%
Alcohol	2067	17.3%	418	11.4%	2485	15.9%
Drug	4104	34.3%	1040	28.3%	5144	32.9%
Pending**	198	1.7%	0	0.0%	198	1.3%
Total	11950	100%	3677	100%	15627	100%
Percentage	76.5%		23.5%		100%	

* Monthly Community Population Change reflects the ending caseload including Interstate Compact offenders.

** Pending count reflects the community offenders that have not yet been adjudicated or the data has not yet been updated in the data management system.

2.4 Distribution by District and Legal Status

District/Legal Status	Probation	% Probation	Parole	% Parole	Total	% Total
District 0: Limited Supervision Unit	348	2.9%	95	2.6%	443	2.8%
District 1: Coeur d'Alene	1595	13.3%	232	6.3%	1827	11.7%
District 2: Lewiston	550	4.6%	81	2.2%	631	4.0%
District 3: Caldwell	2167	18.1%	567	15.4%	2734	17.5%
District 4: Boise	2718	22.7%	1380	37.5%	4098	26.2%
District 5: Twin Falls	1384	11.6%	384	10.4%	1768	11.3%
District 6: Pocatello	730	6.1%	144	3.9%	874	5.6%
District 7: Idaho Falls	1154	9.7%	293	8.0%	1477	9.3%
+ Interstate Compact	1304	10.9%	501	13.6%	1805	11.6%
Total	11950	100%	3677	100%	15627	100%

2.5 Distribution by Demographics

Age Distribution	Probation	% Probation	Parole	% Parole	Total	% Total
Under 18	3	0.0%	0	0.0%	3	0.0%
Ages 18-24	2022	16.9%	146	4.0%	2168	13.9%
Ages 25-34	4256	35.6%	116	32.0%	5432	34.8%
Ages 35-44	2845	23.8%	1053	28.6%	3898	24.9%
Ages 45-54	1856	15.5%	838	22.8%	2694	17.2%
Ages 55-64	791	6.6%	366	10.0%	1157	7.4%
Ages 65+	177	1.5%	98	2.7%	275	1.8%
Total	11950	100%	3677	100%	15627	100%

Ethnicity Distribution	Probation	% Probation	Parole	% Parole	Total	% Total
Asian	69	0.6%	28	0.8%	97	0.6%
Black	206	1.7%	100	2.7%	306	2.0%
Hispanic	1304	10.9%	460	12.5%	1764	11.3%
Indian	274	2.3%	92	2.5%	366	2.3%
Other	87	0.7%	31	0.8%	118	0.8%
Unknown	1184	9.9%	58	1.6%	1242	7.9%
White	8826	73.9%	2908	79.1%	11734	75.1%
Total	11950	100%	3677	100%	15627	100%

Gender Distribution	Probation	% Probation	Parole	% Parole	Total	% Total
Females	3258	27.3%	560	15.2%	3818	24.4%
Males	8692	72.7%	3117	84.8%	11809	75.6%
Total	11950	100%	3677	100%	15627	100%

SECTION 3: TERMS AND DEFINITIONS

3.1 Glossary

1. **Admission:** An offender who has been committed by the courts to the Idaho Department of Correction. The offender may enter the department's jurisdiction in Probation, Rider, or Term Status. A subsequent change from Probation or Rider to Term is also typically referred to as an admission to Term.
2. **Civil Commitment:** A form of confinement for offenders who are mentally ill, incompetent, alcohol or drug addicted, as contrasted with the criminal commitment for their sentence. Since they represent a per diem obligation to the Idaho Department of Correction, they are grouped with Term offenders.
3. **Discharged Offender:** Offenders whose court commitment is satisfied or who die while under the jurisdiction of the Idaho Department of Correction. Offenders may be discharged from Parole, Probation, Rider, Term or Parole Violator status.
4. **Incarcerated:** Offenders whose court commitment is satisfied or who die while under the jurisdiction of the Idaho Department of Correction. Offenders may be discharged from Parole, Probation, Rider, Term or Parole Violator status.
5. **New Commitment:** An offender who has been committed by the courts to the Idaho Department of Correction for the first time or after satisfying a previous court commitment has been committed for a new crime. They may enter a Probation, Rider, or Term status.
6. **Non-Idaho Offender:** An offender who is sentenced by a jurisdiction other than Idaho, but is housed by the Idaho Department of Correction for security reasons. Since they represent a per diem obligation to the Idaho Department of Correction, they are grouped with Term offenders.
7. **Parole Violator:** An offender who has been placed on parole and then violates the conditions of their parole. Parole Violator status is usually temporary status until a hearing can be conducted to determine if the offender will be returned to Term or Parole status.

8. **Paroled Offender:** An offender that the parole commission has decided to place in society after serving a portion of their sentence. They are supervised by a Parole Officer for the remainder of their court commitment. The offender's status is changed from Term to Parole.
9. **Probation:** An offender that the courts have decided to allow to service their sentence while living in society. They are not incarcerated, but are supervised by a Probation Officer until their court commitment is satisfied.
10. **Reinstated Parole:** An offender who violated their parole and the Parole Commission subsequently decided to reinstate them in Parole status instead of returning them to prison.
11. **Revoked Parole:** An offender who, while on parole, violates the conditions of their parole and is placed back in prison by the Parole Commission. Their status changes back to Term.
12. **Revoked Probation:** An offender who, while serving probation, violates the conditions of their probation and the court changes their sentence to incarceration. The offender's status changes from Probation to Term, or sometimes Rider.
13. **Retained Jurisdiction/Rider Incarcerated (Rider):** An offender committed to an Idaho Department of Correction Rider program. The courts will retain jurisdiction of this offender until the completion of the Rider program. The courts will subsequently determine whether to place this offender on Probation or Term status or to withhold judgment.
14. **Term:** An offender who the courts or the Parole Commission has committed to one of the state prisons.

Questions?

Vicky Calderón, Principal Research Analyst

Idaho Department of Correction

Evaluation and Compliance: Research and Analysis

P: 208.658.2147 E: mcaldero@idoc.idaho.gov

