

# IDAHO DEPARTMENT OF CORRECTION

## STANDARD REPORT

MARCH 2015

The Idaho Department of Correction Standard Report: March 2015 Snapshot contains a monthly overview of incarceration and community supervision offenders.

Revised March 2016  
Revisions made to: Section 2.1 Admissions and Releases



# TABLE *of* CONTENTS

## Section 1: Incarceration Overview

- 1.1 Admissions and Releases Page 3
- 1.2 Monthly Population Change Page 4
- 1.3 By Crime Group Page 4
- 1.4 By Institution and Legal Status Page 5-6
- 1.5 By Demographics Page 7

## Section 2: Community Corrections Overview

- 2.1 Admissions and Releases Page 8
- 2.2 Monthly Population Change Page 9
- 2.3 By Crime Group Page 9
- 2.4 By District and Legal Status Page 10
- 2.5 By Demographics Page 10-11

## Section 3: Terms and Definitions

- 3.1 Glossary Page 12-13

# SECTION 1: INCARCERATION OVERVIEW

## 1.1 Admissions and Releases

Incarcerated Offender Admissions	Termer	Rider	Parole Violator	Total
<b>Beginning Count as of March 1, 2015</b>	<b>6558</b>	<b>1127</b>	<b>383</b>	<b>8068</b>
New Commitments	55	104	0	159
Revoked Probation	69	113	0	182
Revoked Parole	45	0	0	45
Failed Rider	31	0	0	31
Violated Parole	0	0	101	101
From Other Status	0	2	0	2
<b>Total</b>	<b>200</b>	<b>219</b>	<b>101</b>	<b>520</b>

Incarcerated Offender Releases	Termer	Rider	Parole Violator	Total
To Parole	181	0	36	217
To Probation	0	175	0	175
To Retained Jurisdiction (Rider)	2	0	0	2
To Term Incarceration	0	31	45	76
To Other Status	0	0	0	0
Discharged	39	1	2	42
<b>Total</b>	<b>222</b>	<b>207</b>	<b>83</b>	<b>512</b>

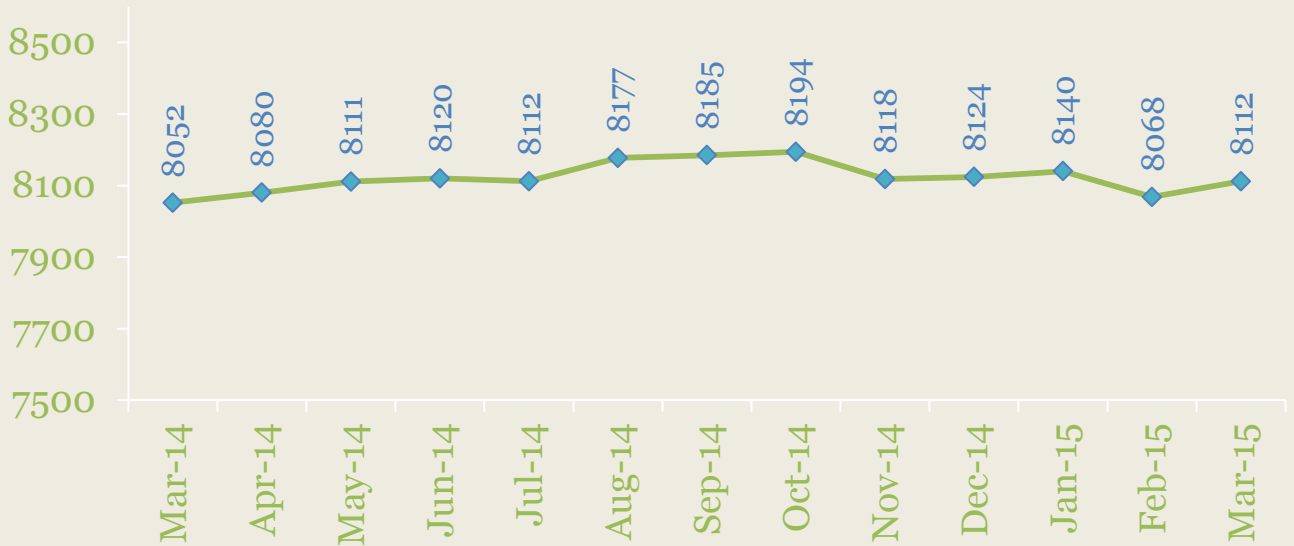
Net Admissions/Releases	Termer	Rider	Parole Violator	Total
<b>Net Admissions/Releases</b>	<b>-22</b>	<b>12</b>	<b>18</b>	<b>8</b>
Ending Count	6536	1139	401	8076
Offenders in Transition*	22	-8	22	36
<b>Net Ending Count as of April 1, 2015</b>	<b>6558</b>	<b>1131</b>	<b>423</b>	<b>8112</b>

\*Offenders in Transition is an inherent "lag time" in offender movement that may take a few days to be reflected in the data offender management system.

...3...

## 1.2 Monthly Population Change

Incarcerated Population



## 1.3 Distribution by Crime Group

Crime Group	Term	% Term	Rider	% Rider	Violator	% Violator	Total	% Total
Murder/Man	417	6.4%	2	0.2%	2	0.5%	421	5.2%
Sex	1424	21.7%	67	5.9%	51	12.1%	1542	19.0%
Assault	1410	21.5%	204	18.0%	93	22.0%	1707	21.0%
Property	1311	20.0%	292	25.8%	99	23.4%	1702	21.0%
Alcohol	489	7.5%	119	10.5%	46	10.9%	654	8.1%
Drug	1502	22.9%	442	39.1%	132	31.2%	2076	25.6%
Pending*	5	0.1%	5	0.4%	0	0.0%	10	0.1%
<b>Total</b>	<b>6558</b>	<b>100%</b>	<b>1131</b>	<b>100%</b>	<b>423</b>	<b>100%</b>	<b>8112</b>	<b>100%</b>
Percentage	80.8%		13.9%		5.2%		100%	

\*Pending count reflects the incarcerated offenders waiting to be adjudicated for a new crime or the data has not yet been updated in the data management system.

## 1.4 Distribution by Institution and Legal Status

Institutions	Term	Rider	Violator	Total	% Total
<b>IMSI (Male Offenders):</b> Idaho Maximum Security Institution	438	1	3	442	5.4%
<b>ISCI (Male Offenders):</b> Idaho State Correctional Institution	1395	106	47	1548	19.1%
<b>SICI (Male Offenders):</b> South Idaho Correctional Institution	560	0	0	560	6.9%
<b>ICIO (Male Offenders):</b> Idaho Correctional Institution – Orofino	552	7	0	559	6.9%
<b>NICI (Male Offenders):</b> North Idaho Correctional Institution	0	401	0	401	4.9%
<b>SAWC (Male Offenders):</b> St. Anthony Work Camp	241	0	0	241	3.0%
<b>ISCC (Male Offenders):</b> Idaho State Correctional Center	1996	0	113	2109	26.0%
<b>SBWCC (Female Offenders):</b> South Boise Women’s Correctional Center	84	182	14	280	3.5%
<b>CAPP (Contract - Male Offenders):</b> Correctional Alternative Placement Program	44	281	49	374	4.6%
<b>PRC-SICI (Female Riders):</b> Pre-Release Center	51	47	0	98	1.2%
<b>PRCC (Female Offenders):</b> Pocatello Women’s Correctional Center	258	29	10	297	3.7%

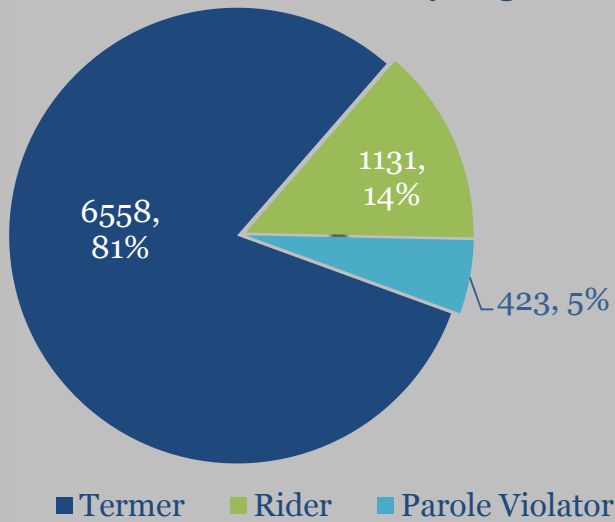
Reentry Centers	Term	Rider	Violator	Total	% Total
<b>CRC Nampa (Male Offenders):</b> Community Reentry Center	84	0	0	84	1.0%
<b>CRC Idaho Falls (Male Offenders):</b> Community Reentry Center	80	0	0	80	1.0%
<b>CRC Treasure Valley (Male Offenders):</b> Community Reentry Center	99	0	0	99	1.2%
<b>CRC East Boise (Female Offenders):</b> Community Reentry Center	96	0	0	96	1.2%

Contract Beds	Term	Rider	Violator	Total	% Total
<b>Kit Carson</b> (Contract - Male Offenders): Kit Carson Contract Beds	210	0	0	210	2.6%
<b>Bonneville Contract</b> (Contract – County Jail): Bonneville Contract Beds	84	0	0	84	1.0%

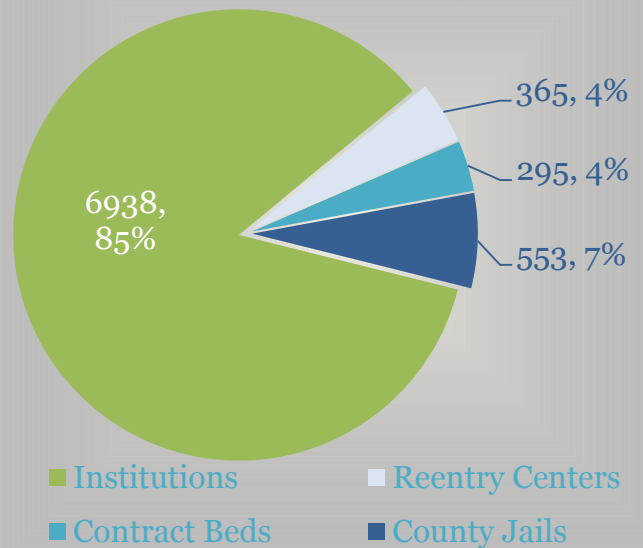
County Jails	Term	Rider	Violator	Total	% Total
<b>County Jails</b>	286	77	187	550	6.8%

Total Distribution By Institution and Legal Status	Term	Rider	Violator	Total	% Total
<b>Total</b> (By Institution & Legal Status): Institutions + Contract Beds + Reentry Centers + County Jails	6558	1131	423	8112	100%

Incarcerated Population  
by Legal Status



Incarcerated Population  
by Institution



# 1.5 Distribution by Demographics

Age Range	Term	% Term	Rider	% Rider	Violator	% Violator	Total	% Total
Under 18	0	0.0%	1	0.1%	0	0.0%	1	0.0%
Ages 18-24	707	10.8%	319	28.2%	39	9.2%	1065	13.1%
Ages 25-34	2183	33.3%	416	36.8%	184	43.5%	2783	34.3%
Ages 35-44	1694	25.8%	246	21.8%	121	28.6%	2061	25.4%
Ages 45-54	1230	18.8%	105	9.3%	57	13.5%	1392	17.2%
Ages 55-64	561	8.6%	38	3.4%	18	4.3%	617	7.6%
Ages 65+	183	2.8%	6	0.5%	4	0.9%	193	2.4%
<b>Total</b>	<b>6558</b>	<b>100%</b>	<b>1131</b>	<b>100%</b>	<b>423</b>	<b>100%</b>	<b>8112</b>	<b>100%</b>

Ethnicity	Term	% Term	Rider	% Rider	Violator	% Violator	Total	% Total
Asian	36	0.5%	2	0.2%	0	0.0%	38	0.5%
Black	201	3.1%	26	2.3%	8	1.9%	235	2.9%
Hispanic	982	15.0%	149	13.2%	72	17.0%	1203	14.8%
Indian	270	4.1%	40	3.5%	9	2.1%	319	3.9%
Other	68	1.0%	8	0.7%	4	0.9%	80	1.0%
Unknown	98	1.5%	32	2.8%	0	0.0%	130	1.6%
White	4903	74.8%	874	77.3%	330	78.0%	6107	75.3%
<b>Total</b>	<b>6558</b>	<b>100%</b>	<b>1131</b>	<b>100%</b>	<b>423</b>	<b>100%</b>	<b>8112</b>	<b>100%</b>

Gender	Term	% Term	Rider	% Rider	Violator	% Violator	Total	% Total
Females	661	10.1%	270	23.9%	57	13.5%	988	12.2%
Males	5897	89.9%	861	76.1%	366	86.5%	7124	87.8%
<b>Total</b>	<b>6558</b>	<b>100%</b>	<b>1131</b>	<b>100%</b>	<b>423</b>	<b>100%</b>	<b>8112</b>	<b>100%</b>

# SECTION 2: COMMUNITY OVERVIEW

## 2.1 Admissions and Releases

Community Offender Admissions	Parole	Probation	Total
<b>Beginning Count as of March 1, 2015</b>	<b>3223</b>	<b>10735</b>	<b>13958</b>
New Commitments	2	264	266
Successful Rider	0	211	211
Paroled (New)	194	0	194
Reinstated Parole	45	0	45
From Other Status	0	1	1
<b>Total</b>	<b>241</b>	<b>476</b>	<b>717</b>

Community Offender Releases	Parole	Probation	Total
To Probation or Parole	0	1	1
To Parole Violator	101	0	101
To Retained Jurisdiction (Rider)	0	113	113
To Term Incarceration	0	69	69
Discharged	60	264	324
<b>Total</b>	<b>161</b>	<b>447</b>	<b>608</b>

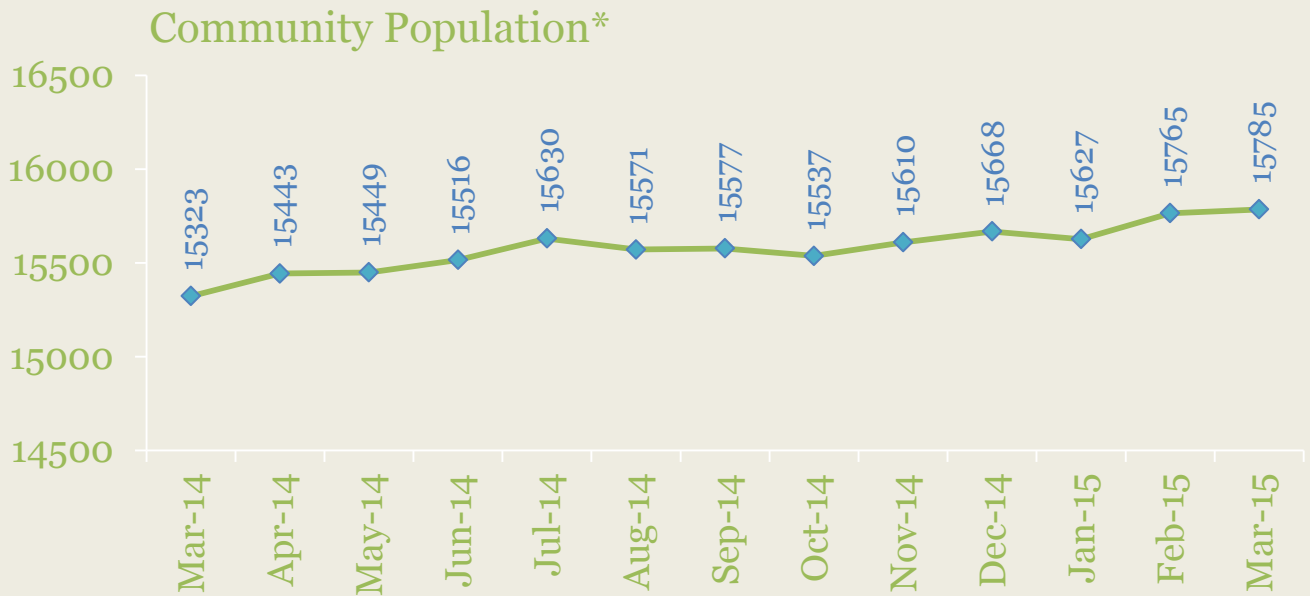
Net Admissions/Releases	Parole	Probation	Total
<b>Net Admissions/Releases</b>	80	29	109
Gross Ending District Count	3303	10764	14067
Offenders in Transition*	21	-43	-22
<b>Net Ending District Count</b>	3324	10721	14045
Interstate Compact **	515	1225	1740
<b>Net Ending Count as of April 1, 2015</b> (including Interstate Compact)	<b>3839</b>	<b>11946</b>	<b>15785</b>

\*Offenders in Transition is an inherent "lag time" in offender movement that may take a few days to be reflected in the data offender management system.

\*\*Interstate Compact represents Idaho probationers and parolees who are completing their sentence in another state, but are monitored by Idaho.



## 2.2 Monthly Population Change



## 2.3 Distribution by Crime Group

Crime Group	Probation	% Probation	Parole	% Parole	Total	% Total
Murder/ Man	34	0.3%	119	3.1%	153	1.0%
Sex	621	5.2%	568	14.8%	1189	7.5%
Assault	1850	15.5%	735	19.1%	2585	16.4%
Property	3128	26.2%	903	23.5%	4032	25.5%
Alcohol	2076	17.4%	438	11.4%	2514	15.9%
Drug	4119	34.5%	1076	28.0%	5195	32.9%
Pending**	118	1.0%	0	0.0%	118	0.7%
<b>Total</b>	<b>11946</b>	<b>100%</b>	<b>3839</b>	<b>100%</b>	<b>15785</b>	<b>100%</b>
Percentage	75.7%		24.3%		100%	

\*Monthly Community Population Change reflects the ending caseload including Interstate Compact offenders.

\*\*Pending Count reflects the community offenders that have not yet been adjudicated or the data has not yet been updated in the data management system.

## 2.4 Distribution by District and Legal Status

District/Legal Status	Probation	% Probation	Parole	% Parole	Total	% Total
<b>District 0:</b> Limited Supervision Unit	489	4.1%	129	3.4%	618	3.9%
<b>District 1:</b> Coeur d'Alene	1687	14.1%	242	6.3%	1929	12.2%
<b>District 2:</b> Lewiston	555	4.6%	82	2.1%	637	4.0%
<b>District 3:</b> Caldwell	2148	18.0%	602	15.7%	2750	17.4%
<b>District 4:</b> Boise	2639	22.1%	1396	36.4%	4035	25.6%
<b>District 5:</b> Twin Falls	1350	11.3%	405	10.5%	1755	11.1%
<b>District 6:</b> Pocatello	720	6.0%	150	3.9%	870	5.5%
<b>District 7:</b> Idaho Falls	1133	9.5%	318	8.3%	1451	9.2%
+ Interstate Compact	1225	10.3%	515	13.4%	1740	11.0%
<b>Total</b>	<b>11946</b>	<b>100%</b>	<b>3839</b>	<b>100%</b>	<b>15785</b>	<b>100%</b>

## 2.5 Distribution by Demographics

Age Distribution	Probation	% Probation	Parole	% Parole	Total	% Total
Under 18	1	0.0%	0	0.0%	1	0.0%
Ages 18-24	1995	16.7%	142	3.7%	2137	13.5%
Ages 25-34	4243	35.5%	1240	32.3%	5483	34.7%
Ages 35-44	2861	23.9%	1086	28.3%	3947	25.0%
Ages 45-54	1861	15.6%	887	23.1%	2748	17.4%
Ages 55-64	809	6.8%	382	10.0%	1191	7.5%
Ages 65+	176	1.5%	102	2.7%	278	1.8%
<b>Total</b>	<b>11946</b>	<b>100%</b>	<b>3839</b>	<b>100%</b>	<b>15785</b>	<b>100%</b>

<b>Ethnicity Distribution</b>	<b>Probation</b>	<b>% Probation</b>	<b>Parole</b>	<b>% Parole</b>	<b>Total</b>	<b>% Total</b>
Asian	71	0.6%	33	0.9%	104	0.7%
Black	202	1.7%	109	2.8%	311	2.0%
Hispanic	1295	10.8%	469	12.2%	1764	1.2%
Indian	284	2.4%	94	2.4%	378	2.4%
Other	86	0.7%	29	0.8%	115	0.7%
Unknown	1130	9.5%	56	1.5%	1186	7.5%
White	8878	74.3%	3049	79.4%	11927	75.6%
<b>Total</b>	<b>11946</b>	<b>100%</b>	<b>3839</b>	<b>100%</b>	<b>15785</b>	<b>100%</b>

<b>Gender Distribution</b>	<b>Probation</b>	<b>% Probation</b>	<b>Parole</b>	<b>% Parole</b>	<b>Total</b>	<b>% Total</b>
Females	3299	27.6%	604	15.7%	3903	24.7%
Males	8647	72.4%	3235	84.3%	11882	75.3%
<b>Total</b>	<b>11946</b>	<b>100%</b>	<b>3839</b>	<b>100%</b>	<b>15785</b>	<b>100%</b>

# SECTION 3: TERMS AND DEFINITIONS

## 3.1 Glossary

1. **Admission:** An offender who has been committed by the courts to the Idaho Department of Correction. The offender may enter the department's jurisdiction in Probation, Rider, or Term Status. A subsequent change from Probation or Rider to Term is also typically referred to as an admission to Term.
2. **Civil Commitment:** A form of confinement for offenders who are mentally ill, incompetent, alcohol or drug addicted, as contrasted with the criminal commitment for their sentence. Since they represent a per diem obligation to the Idaho Department of Correction, they are grouped with Term offenders.
3. **Discharged Offender:** Offenders whose court commitment is satisfied or who die while under the jurisdiction of the Idaho Department of Correction. Offenders may be discharged from Parole, Probation, Rider, Term or Parole Violator status.
4. **Incarcerated:** Offenders whose court commitment is satisfied or who die while under the jurisdiction of the Idaho Department of Correction. Offenders may be discharged from Parole, Probation, Rider, Term or Parole Violator status.
5. **New Commitment:** An offender who has been committed by the courts to the Idaho Department of Correction for the first time or after satisfying a previous court commitment has been committed for a new crime. They may enter a Probation, Rider, or Term status.
6. **Non-Idaho Offender:** An offender who is sentenced by a jurisdiction other than Idaho, but is housed by the Idaho Department of Correction for security reasons. Since they represent a per diem obligation to the Idaho Department of Correction, they are grouped with Term offenders.
7. **Parole Violator:** An offender who has been placed on parole and then violates the conditions of their parole. Parole Violator status is usually temporary status until a hearing can be conducted to determine if the offender will be returned to Term or Parole status.

8. **Paroled Offender:** An offender that the parole commission has decided to place in society after serving a portion of their sentence. They are supervised by a Parole Officer for the remainder of their court commitment. The offender's status is changed from Term to Parole.
9. **Probation:** An offender that the courts have decided to allow to service their sentence while living in society. They are not incarcerated, but are supervised by a Probation Officer until their court commitment is satisfied.
10. **Reinstated Parole:** An offender who violated their parole and the Parole Commission subsequently decided to reinstate them in Parole status instead of returning them to prison.
11. **Revoked Parole:** An offender who, while on parole, violates the conditions of their parole and is placed back in prison by the Parole Commission. Their status changes back to Term.
12. **Revoked Probation:** An offender who, while serving probation, violates the conditions of their probation and the court changes their sentence to incarceration. The offender's status changes from Probation to Term, or sometimes Rider.
13. **Retained Jurisdiction/Rider Incarcerated (Rider):** An offender committed to an Idaho Department of Correction Rider program. The courts will retain jurisdiction of this offender until the completion of the Rider program. The courts will subsequently determine whether to place this offender on Probation or Term status or to withhold judgment.
14. **Term:** An offender who the courts or the Parole Commission has committed to one of the state prisons.

## Questions?

Vicky Calderón, Principal Research Analyst

Idaho Department of Correction

Evaluation and Compliance: Research and Analysis

P: 208.658.2147 E: [mcaldero@idoc.idaho.gov](mailto:mcaldero@idoc.idaho.gov)

