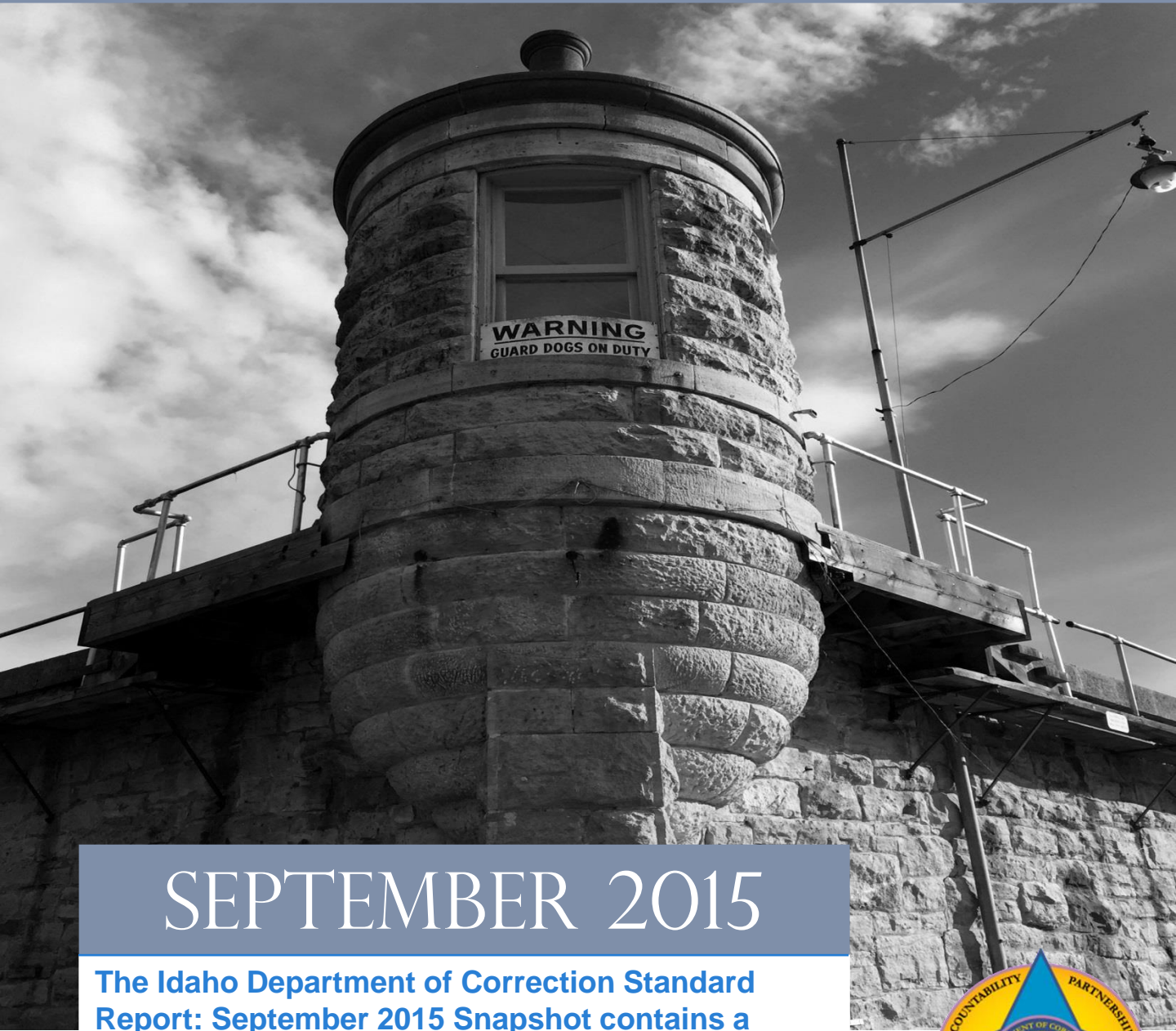


IDAHO DEPARTMENT OF CORRECTION

STANDARD REPORT



SEPTEMBER 2015

The Idaho Department of Correction Standard Report: September 2015 Snapshot contains a monthly overview of incarceration and community supervision offenders.

Revised March 2016
Revisions made to: Section 2.1 Admissions and Releases



TABLE *of* CONTENTS

Section 1: Incarceration Overview

- 1.1 Admissions and Releases Page 3
- 1.2 Monthly Population Change Page 4
- 1.3 By Crime Group Page 4
- 1.4 By Institution and Legal Status Page 5-6
- 1.5 By Demographics Page 7

Section 2: Community Corrections Overview

- 2.1 Admissions and Releases Page 8
- 2.2 Monthly Population Change Page 9
- 2.3 By Crime Group Page 9
- 2.4 By District and Legal Status Page 10
- 2.5 By Demographics Page 10-11

Section 3: Terms and Definitions

- 3.1 Glossary Page 12-13

SECTION 1: INCARCERATION OVERVIEW

1.1 Admissions and Releases

Incarcerated Offender Admissions	Termer	Rider	Parole Violator	Total
Beginning Count as of September 1, 2015	6460	1131	476	8067
New Commitments	39	80	0	119
Revoked Probation	52	93	0	145
Revoked Parole	64	0	0	64
Failed Rider	25	0	0	25
Violated Parole	0	0	130	130
From Other Status	0	0	0	0
Total	180	173	130	483

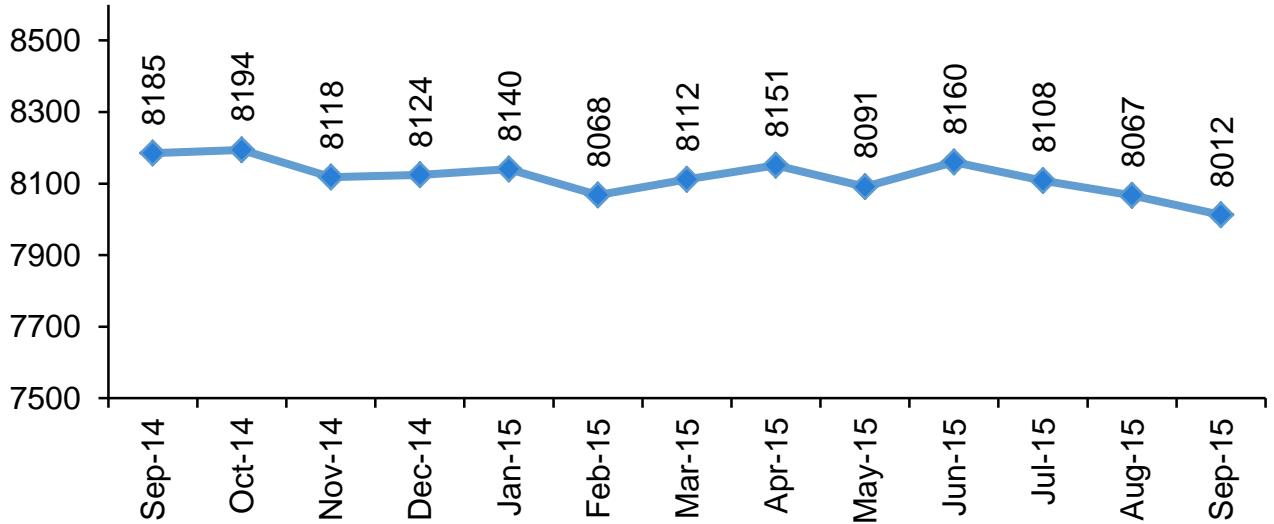
Incarcerated Offender Releases	Termer	Rider	Parole Violator	Total
To Parole	171	0	70	241
To Probation	2	151	0	153
To Retained Jurisdiction (Rider)	0	0	0	0
To Term Incarceration	0	25	64	89
To Other Status	1	1	0	2
Discharged	37	0	1	38
Total	211	177	135	523

Net Admissions/Releases	Termer	Rider	Parole Violator	Total
Net Admissions/Releases	-31	-4	-5	-40
Ending Count	6429	1127	471	8027
Offenders in Transition*	-38	-21	44	-15
Net Ending Count as of October 1, 2015	6391	1106	515	8012

*Offenders in Transition is an inherent "lag time" in offender movement that may take a few days to be reflected in the data offender management system.

1.2 Monthly Population Change

Incarcerated Population



1.3 Distribution by Crime Group

Crime Group	Term	% Term	Rider	% Rider	Violator	% Violator	Total	% Total
Murder/ Man	454	7.1%	5	0.5%	7	1.4%	466	5.8%
Sex	1573	24.6%	65	5.9%	61	11.8%	1699	21.2%
Assault	1698	26.6%	245	22.2%	159	30.9%	2102	26.2%
Property	1325	20.7%	305	27.6%	153	29.7%	1783	22.3%
Alcohol	261	4.1%	95	8.6%	23	4.5%	379	4.7%
Drug	1078	16.9%	386	34.9%	112	21.7%	1576	19.7%
Pending*	2	0.0%	5	0.5%	0	0.0%	7	0.1%
Total	6391	100%	1106	100%	515	100%	8012	100%
Percentage	79.8%		13.8%		6.4%		100%	

*Pending count reflects the incarcerated offenders waiting to be adjudicated for a new crime or the data has not yet been updated in the data management system.

1.4 Distribution by Institution and Legal Status

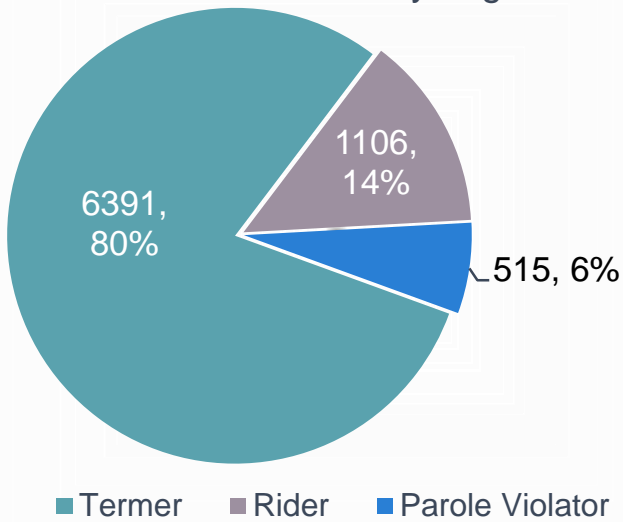
Institutions	Term	Rider	Violator	Total	% Total
IMSI (Male Offenders): Idaho Maximum Security Institution	426	0	2	428	5.3%
ISCI (Male Offenders): Idaho State Correctional Institution	1230	102	93	1425	17.8%
SICI (Male Offenders): South Idaho Correctional Institution	555	0	0	555	6.9%
ICIO (Male Offenders): Idaho Correctional Institution – Orofino	547	9	0	556	6.9%
NICI (Male Offenders): North Idaho Correctional Institution	0	404	0	404	5.0%
SAWC (Male Offenders): St. Anthony Work Camp	241	0	0	241	3.0%
ISCC (Male Offenders): Idaho State Correctional Center	2003	0	121	2124	26.5%
SBWCC (Female Offenders): South Boise Women’s Correctional Center	87	172	20	279	3.5%
CAPP (Contract - Male Offenders): Correctional Alternative Placement Program	34	245	61	340	4.2%
PRC-SICI (Female Riders): Pre-Release Center	30	68	0	98	1.2%
PRCC (Female Offenders): Pocatello Women’s Correctional Center	246	40	12	298	3.7%
Reentry Centers	Term	Rider	Violator	Total	% Total
CRC Nampa (Male Offenders): Community Reentry Center	83	0	0	83	1.0%
CRC Idaho Falls (Male Offenders): Community Reentry Center	79	0	0	79	1.0%
CRC Treasure Valley (Male Offenders): Community Reentry Center	100	0	0	100	1.2%
CRC East Boise (Female Offenders): Community Reentry Center	100	0	0	100	1.2%

Contract Beds	Term	Rider	Violator	Total	% Total
Kit Carson (Contract - Male Offenders): Kit Carson Contract Beds	208	0	0	208	2.6%
Bonneville Contract (Contract – County Jail): Bonneville Contract Beds	98	0	1	99	1.2%

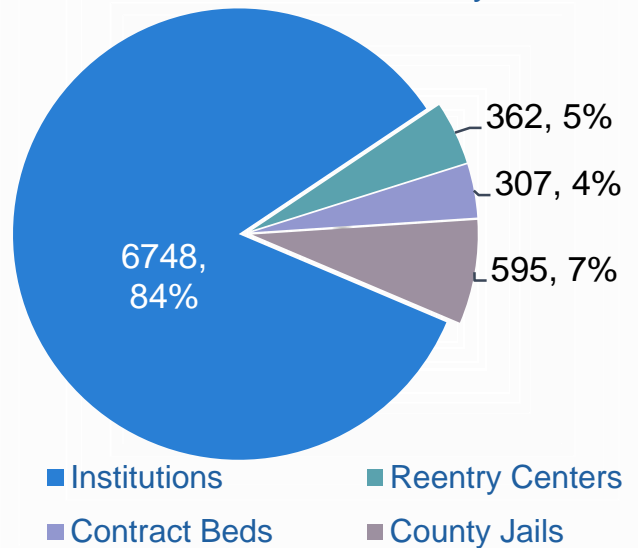
County Jails	Term	Rider	Violator	Total	% Total
County Jails	324	66	205	595	7.4%

Total Distribution By Institution and Legal Status	Term	Rider	Violator	Total	% Total
Total (By Institution & Legal Status): Institutions + Contract Beds + Reentry Centers + County Jails	6391	1106	515	8012	100%

Incarcerated Population
by Legal Status



Incarcerated Population
by Institution



1.5 Distribution by Demographics

Age Range	Term	% Term	Rider	% Rider	Violator	% Violator	Total	% Total
Under 18	0	0.0%	0	0.0%	0	0.0%	0	0.0%
Ages 18-24	687	10.7%	284	25.7%	28	5.4%	999	12.5%
Ages 25-34	2091	32.7%	423	38.2%	230	44.7%	2744	34.2%
Ages 35-44	1659	26.0%	252	22.8%	152	29.5%	2063	25.7%
Ages 45-54	1186	18.6%	107	9.7%	86	16.7%	1379	17.2%
Ages 55-64	578	9.0%	35	3.2%	17	3.3%	630	7.9%
Ages 65+	190	3.0%	5	0.5%	2	0.4%	197	2.5%
Total	6391	100%	1106	100%	515	100%	8012	100%

Ethnicity	Term	% Term	Rider	% Rider	Violator	% Violator	Total	% Total
Asian	28	0.4%	1	0.1%	5	1.0%	34	0.4%
Black	178	2.8%	21	1.9%	13	2.5%	212	2.6%
Hispanic	989	15.5%	145	13.1%	67	13.0%	1201	15.0%
Indian	251	3.9%	38	3.4%	15	2.9%	304	3.8%
Other	65	1.0%	11	1.0%	5	1.0%	81	1.0%
Unknown	99	1.5%	30	2.7%	1	0.2%	130	1.6%
White	4781	74.8%	860	77.8%	409	79.4%	6050	75.5%
Total	6391	100%	1106	100%	515	100%	8012	100%

Gender	Term	% Term	Rider	% Rider	Violator	% Violator	Total	% Total
Females	644	10.1%	299	27.0%	69	13.4%	1012	12.6%
Males	5747	89.9%	807	73.0%	446	86.6%	7000	87.4%
Total	6391	100%	1106	100%	515	100%	8012	100%

SECTION 2: COMMUNITY OVERVIEW

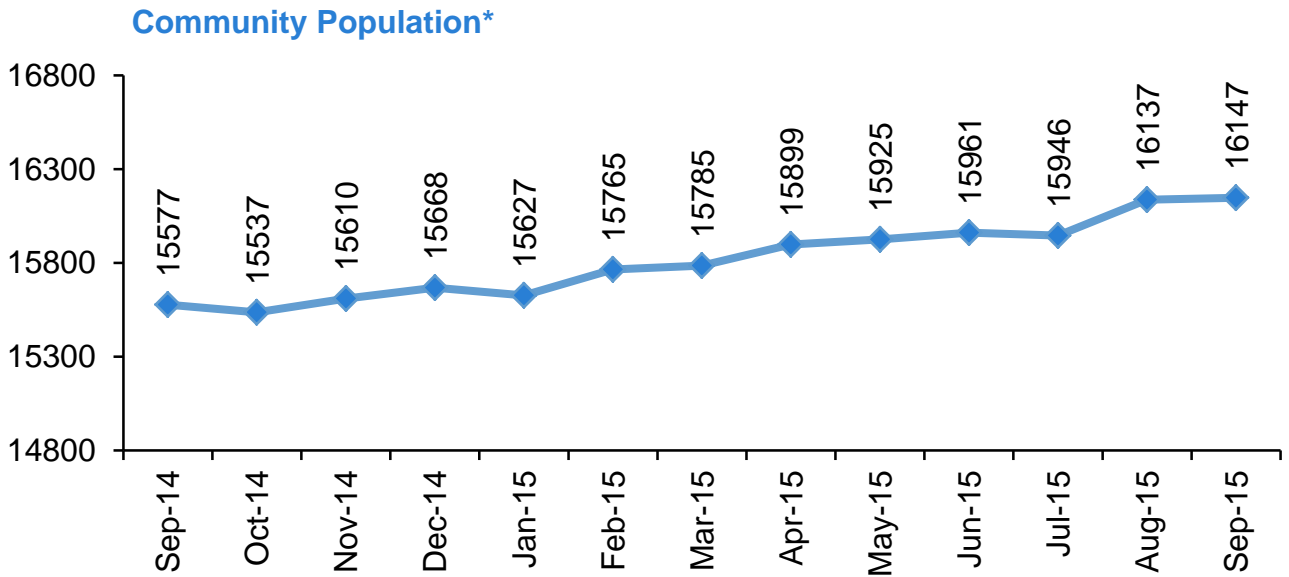
2.1 Admissions and Releases

Community Offender Admissions	Parole	Probation	Total
Beginning Count as of September 1, 2015	3517	10824	14341
New Commitments	2	258	260
Successful Rider	0	179	179
Paroled (New)	141	0	141
Reinstated Parole	82	0	82
From Other Status	0	2	2
Total	225	439	664
Community Offender Releases	Parole	Probation	Total
To Probation or Parole	0	1	1
To Parole Violator	130	0	130
To Retained Jurisdiction (Rider)	0	94	94
To Term Incarceration	0	52	52
Discharged	59	212	271
Total	189	359	548
Net Admissions/Releases	Parole	Probation	Total
Net Admissions/Releases	36	80	116
Gross Ending District Count	3553	10904	14457
Offenders in Transition*	15	-120	-105
Net Ending District Count	3568	10784	14352
Interstate Compact **	579	1216	1795
Net Ending Count as of October 1, 2015 (including Interstate Compact)	4147	12000	16147

*Offenders in Transition is an inherent "lag time" in offender movement that may take a few days to be reflected in the data offender management system.

**Interstate Compact represents Idaho probationers and parolees who are completing their sentence in another state, but are monitored by Idaho.

2.2 Monthly Population Change



2.3 Distribution by Crime Group

Crime Group	Probation	% Probation	Parole	% Parole	Total	% Total
Murder/ Man	45	0.4%	137	3.3%	182	1.1%
Sex	671	5.6%	680	16.4%	1351	8.4%
Assault	2093	17.4%	1023	24.7%	3116	19.3%
Property	3436	28.6%	1089	26.3%	4525	28.0%
Alcohol	1756	14.6%	292	7.0%	2048	12.7%
Drug	3854	32.1%	925	22.3%	4779	29.6%
Pending**	145	1.2%	1	0.0%	146	0.9%
Total	12000	100%	4147	100%	16147	100%
Percentage	74.3%		25.7%		100%	

*Monthly Community Population Change reflects the ending caseload including Interstate Compact offenders.

**Pending Count reflects the community offenders that have not yet been adjudicated or the data has not yet been updated in the data management system.

2.4 Distribution by District and Legal Status

District/Legal Status	Probation	% Probation	Parole	% Parole	Total	% Total
District 0: Limited Supervision Unit	873	7.3%	288	6.9%	1161	7.2%
District 1: Coeur d'Alene	1717	14.3%	253	6.1%	1970	12.2%
District 2: Lewiston	505	4.2%	97	2.3%	602	3.7%
District 3: Caldwell	2005	16.7%	607	14.6%	2612	16.2%
District 4: Boise	2572	21.4%	1381	33.3%	3953	24.5%
District 5: Twin Falls	1329	11.1%	435	10.5%	1764	10.9%
District 6: Pocatello	706	5.9%	171	4.1%	877	5.4%
District 7: Idaho Falls	1077	9.0%	336	8.1%	1413	8.8%
+ Interstate Compact	1216	10.1%	579	14.0%	1795	11.1%
Total	12000	100%	4147	100%	16147	100%

2.5 Distribution by Demographics

Age Distribution	Probation	% Probation	Parole	% Parole	Total	% Total
Under 18	2	0.0%	0	0.0%	2	0.0%
Ages 18-24	1950	16.3%	140	3.4%	2090	12.9%
Ages 25-34	4298	35.8%	1326	32.0%	5624	34.8%
Ages 35-44	2932	24.4%	1191	28.7%	4123	25.5%
Ages 45-54	1837	15.3%	943	22.7%	2780	17.2%
Ages 55-64	812	6.8%	432	10.4%	1244	7.7%
Ages 65+	169	1.4%	115	2.8%	284	1.8%
Total	12000	100%	4147	100%	16147	100%

Ethnicity Distribution	Probation	% Probation	Parole	% Parole	Total	% Total
Asian	67	0.6%	37	0.9%	104	0.6%
Black	213	1.8%	136	3.3%	349	2.2%
Hispanic	1304	10.9%	508	12.2%	1812	11.2%
Indian	276	2.3%	107	2.6%	383	2.4%
Other	89	0.7%	34	0.8%	123	0.8%
Unknown	1214	10.1%	68	1.6%	1282	7.9%
White	8837	73.6%	3257	78.5%	12094	74.9%
Total	12000	100%	4147	100%	16147	100%

Gender Distribution	Probation	% Probation	Parole	% Parole	Total	% Total
Females	3334	27.8%	656	15.8%	3990	24.7%
Males	8666	72.2%	3491	84.2%	12157	75.3%
Total	12000	100%	4147	100%	16147	100%

3.1 Glossary

1.Admission: An offender who has been committed by the courts to the Idaho Department of Correction. The offender may enter the department's jurisdiction in Probation, Rider, or Term Status. A subsequent change from Probation or Rider to Term is also typically referred to as an admission to Term.

2.Civil Commitment: A form of confinement for offenders who are mentally ill, incompetent, alcohol or drug addicted, as contrasted with the criminal commitment for their sentence. Since they represent a per diem obligation to the Idaho Department of Correction, they are grouped with Term offenders.

3.Discharged Offender: Offenders whose court commitment is satisfied or who die while under the jurisdiction of the Idaho Department of Correction. Offenders may be discharged from Parole, Probation, Rider, Term or Parole Violator status.

4.Incarcerated: Offenders whose court commitment is satisfied or who die while under the jurisdiction of the Idaho Department of Correction. Offenders may be discharged from Parole, Probation, Rider, Term or Parole Violator status.

5.New Commitment: An offender who has been committed by the courts to the Idaho Department of Correction for the first time or after satisfying a previous court commitment has been committed for a new crime. They may enter a Probation, Rider, or Term status.

6.Non-Idaho Offender: An offender who is sentenced by a jurisdiction other than Idaho, but is housed by the Idaho Department of Correction for security reasons. Since they represent a per diem obligation to the Idaho Department of Correction, they are grouped with Term offenders.

7.Parole Violator: An offender who has been placed on parole and then violates the conditions of their parole. Parole Violator status is usually temporary status until a hearing can be conducted to determine if the offender will be returned to Term or Parole status.

8.Paroled Offender: An offender that the parole commission has decided to place in society after serving a portion of their sentence. They are supervised by a Parole Officer for the remainder of their court commitment. The offender’s status is changed from Term to Parole.

9.Probation: An offender that the courts have decided to allow to service their sentence while living in society. They are not incarcerated, but are supervised by a Probation Officer until their court commitment is satisfied.

10.Reinstated Parole: An offender who violated their parole and the Parole Commission subsequently decided to reinstate them in Parole status instead of returning them to prison.

11.Revoked Parole: An offender who, while on parole, violates the conditions of their parole and is placed back in prison by the Parole Commission. Their status changes back to Term.

12.Revoked Probation: An offender who, while serving probation, violates the conditions of their probation and the court changes their sentence to incarceration. The offender’s status changes from Probation to Term, or sometimes Rider.

13.Retained Jurisdiction/Rider Incarcerated (Rider): An offender committed to an Idaho Department of Correction Rider program. The courts will retain jurisdiction of this offender until the completion of the Rider program. The courts will subsequently determine whether to place this offender on Probation or Term status or to withhold judgment.

14.Term: An offender who the courts or the Parole Commission has committed to one of the state prisons.

Questions?

Vicky Calderón, Principal Research Analyst

Idaho Department of Correction

Evaluation and Compliance: Research and Analysis

P: 208.658.2147 E: mcaldero@idoc.idaho.gov

