


# IDAHO DEPARTMENT OF CORRECTION

## STANDARD REPORT



APRIL 2016

The Idaho Department of Correction Standard Report: April 2016 Snapshot contains a monthly overview of incarceration and community supervision offenders.

**IDAHO**  
**DEPARTMENT OF**  
**CORRECTION**



# TABLE CONTENTS

## Section 1: Incarceration Overview

- 1.1 Admissions and Releases Page 3
- 1.2 Monthly Population Change Page 4
- 1.3 By Crime Group Page 4
- 1.4 By Institution and Legal Status Page 5-6
- 1.5 By Demographics Page 7

## Section 2: Community Corrections Overview

- 2.1 Admissions and Releases Page 8
- 2.2 Monthly Population Change Page 9
- 2.3 By Crime Group Page 9
- 2.4 By District and Legal Status Page 10
- 2.5 By Demographics Page 10-11

## Section 3: Terms and Definitions

- 3.1 Glossary Page 12-13

# SECTION 1: INCARCERATION OVERVIEW

## 1.1 Admissions and Releases

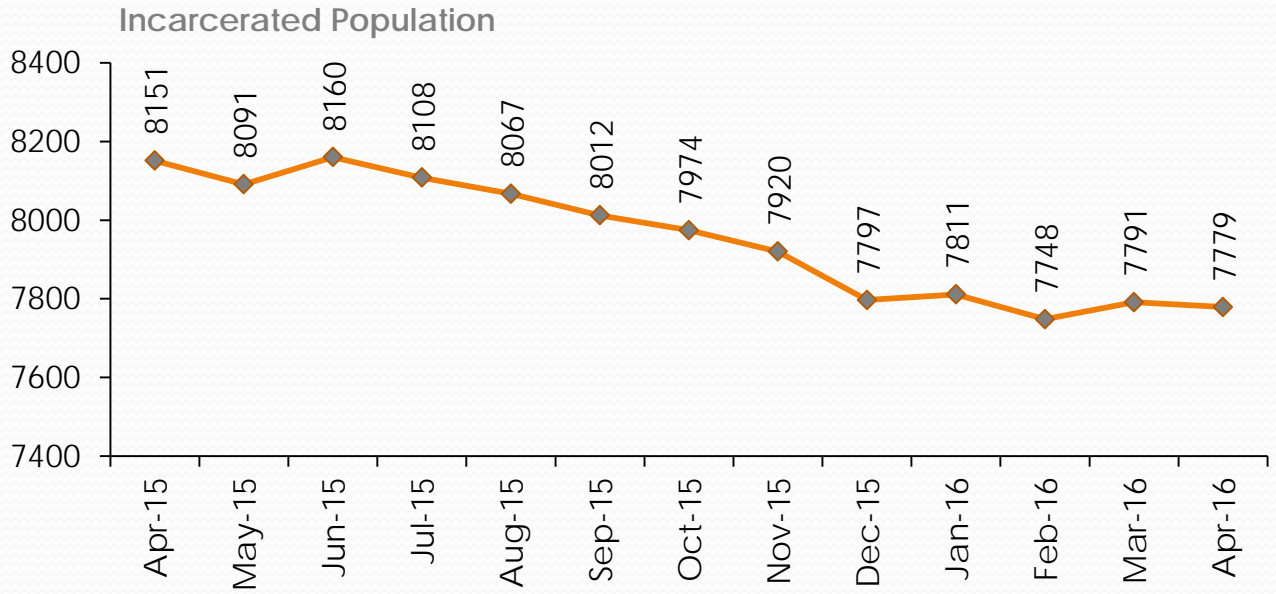
Incarcerated Offender Admissions	Termer	Rider	Parole Violator	Total
<b>Beginning Count as of April 1, 2016</b>	<b>6156</b>	<b>1135</b>	<b>500</b>	<b>7791</b>
New Commitments	54	68	0	122
Revoked Probation	60	103	0	163
Revoked Parole	28	0	0	28
Failed Rider	17	0	0	17
Violated Parole	0	0	154	154
From Other Status	0	0	0	0
<b>Total</b>	<b>159</b>	<b>171</b>	<b>154</b>	<b>484</b>

Incarcerated Offender Releases	Termer	Rider	Parole Violator	Total
To Parole	147	0	110	257
To Probation	0	181	0	181
To Retained Jurisdiction (Rider)	0	0	0	0
To Term Incarceration	0	17	28	45
To Other Status	0	0	0	0
Discharged	40	0	0	40
<b>Total</b>	<b>187</b>	<b>198</b>	<b>138</b>	<b>523</b>

Net Admissions/Releases	Termer	Rider	Parole Violator	Total
<b>Net Admissions/Releases</b>	<b>-28</b>	<b>-27</b>	<b>16</b>	<b>-39</b>
Ending Count	6128	1108	516	7752
Offenders in Transition*	15	37	-25	27
<b>Net Ending Count as of May 1, 2016</b>	<b>6143</b>	<b>1145</b>	<b>491</b>	<b>7779</b>

\*Offenders in Transition is an inherent "lag time" in offender movement that may take a few days to be reflected in the data offender management system.

# 1.2 Monthly Population Change



# 1.3 Distribution by Crime Group

Crime Group	Term	% Term	Rider	% Rider	Violator	% Violator	Total	% Total
Murder/Man	454	7.4%	6	0.5%	2	0.4%	462	5.9%
Sex	1536	25.0%	68	5.9%	47	9.6%	1651	21.2%
Assault	1640	26.7%	258	22.5%	143	29.1%	2041	26.2%
Property	1211	19.7%	345	30.1%	161	32.8%	1717	22.1%
Alcohol	241	3.9%	75	6.6%	26	5.3%	342	4.4%
Drug	1055	17.2%	392	34.2%	112	22.8%	1559	20.0%
Pending*	6	0.1%	1	0.1%	0	0.0%	7	0.1%
<b>Total</b>	<b>6143</b>	<b>100%</b>	<b>1145</b>	<b>100%</b>	<b>491</b>	<b>100%</b>	<b>7779</b>	<b>100%</b>
Percentage	79.0%		14.7%		6.3%		100%	

\*Pending count reflects the incarcerated offenders waiting to be adjudicated for a new crime or the data has not yet been updated in the data management system.

## 1.4 Distribution by Institution and Legal Status

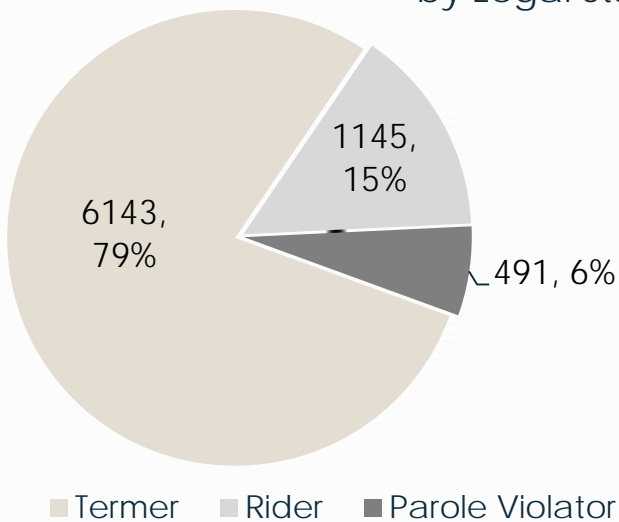
Institutions	Term	Rider	Violator	Total	% Total
<b>IMSI (Male Offenders):</b> Idaho Maximum Security Institution	511	0	4	515	6.6%
<b>ISCI (Male Offenders):</b> Idaho State Correctional Institution	1212	101	48	1361	17.5%
<b>SICI (Male Offenders):</b> South Idaho Correctional Institution	567	0	0	567	7.3%
<b>ICIO (Male Offenders):</b> Idaho Correctional Institution – Orofino	557	10	3	570	7.3%
<b>NICI (Male Offenders):</b> North Idaho Correctional Institution	0	409	0	409	5.3%
<b>SAWC (Male Offenders):</b> St. Anthony Work Camp	238	0	1	239	3.1%
<b>ISCC (Male Offenders):</b> Idaho State Correctional Center	2045	1	58	2104	27.0%
<b>SBWCC (Female Offenders):</b> South Boise Women’s Correctional Center	114	140	18	272	3.5%
<b>CAPP (Contract - Male Offenders):</b> Correctional Alternative Placement Program	35	250	114	399	5.1%
<b>PRC-SICI (Female Riders):</b> Pre-Release Center	1	103	0	104	1.3%
<b>PRCC (Female Offenders):</b> Pocatello Women’s Correctional Center	259	40	12	311	4.0%
Reentry Centers	Term	Rider	Violator	Total	% Total
<b>CRC Nampa (Male Offenders):</b> Community Reentry Center	82	0	0	82	1.1%
<b>CRC Idaho Falls (Male Offenders):</b> Community Reentry Center	82	0	1	83	1.1%
<b>CRC Treasure Valley (Male Offenders):</b> Community Reentry Center	96	0	1	97	1.2%
<b>CRC East Boise (Female Offenders):</b> Community Reentry Center	96	0	0	96	1.2%

Contract Beds	Term	Rider	Violator	Total	% Total
<b>Bonneville Contract</b> (Contract – County Jail): Bonneville Contract Beds	61	1	0	62	0.8%

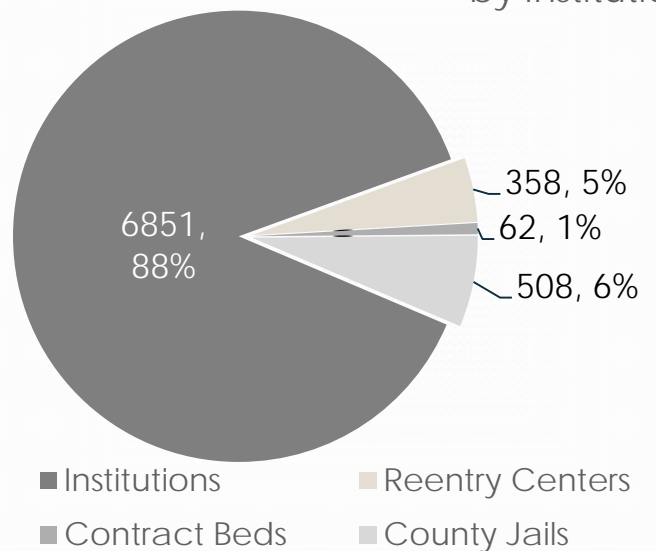
County Jails	Term	Rider	Violator	Total	% Total
<b>County Jails</b>	187	90	231	508	6.5%

Total Distribution By Institution and Legal Status	Term	Rider	Violator	Total	% Total
<b>Total</b> (By Institution & Legal Status): Institutions + Contract Beds + Reentry Centers + County Jails	6143	1145	491	7779	100%

Incarcerated Population  
by Legal Status



Incarcerated Population  
by Institution



# 1.5 Distribution by Demographics

Age Range	Term	% Term	Rider	% Rider	Violator	% Violator	Total	% Total
Under 18	1	0.0%	0	0.0%	0	0.0%	1	0.0%
Ages 18-24	650	10.6%	296	25.9%	31	6.3%	977	12.6%
Ages 25-34	2058	33.5%	455	39.7%	219	44.6%	2732	35.1%
Ages 35-44	1582	25.8%	256	22.4%	154	31.4%	1992	25.6%
Ages 45-54	1096	17.8%	99	8.6%	58	11.8%	1253	16.1%
Ages 55-64	559	9.1%	36	3.1%	28	5.7%	623	8.0%
Ages 65+	197	3.2%	3	0.3%	1	0.2%	201	2.6%
<b>Total</b>	<b>6143</b>	<b>100%</b>	<b>1145</b>	<b>100%</b>	<b>491</b>	<b>100%</b>	<b>7779</b>	<b>100%</b>

Ethnicity	Term	% Term	Rider	% Rider	Violator	% Violator	Total	% Total
Asian	24	0.4%	3	0.3%	4	0.8%	31	0.4%
Black	168	2.7%	22	1.9%	16	3.3%	206	2.6%
Hispanic	1028	16.7%	146	12.8%	70	14.3%	1244	16.0%
Indian	219	3.6%	38	3.3%	17	3.5%	274	3.5%
Other	61	1.0%	7	0.6%	4	0.8%	72	0.9%
Unknown	91	1.5%	30	2.6%	6	1.2%	127	1.6%
White	4552	74.1%	899	78.5%	374	76.2%	5825	74.9%
<b>Total</b>	<b>6143</b>	<b>100%</b>	<b>1145</b>	<b>100%</b>	<b>491</b>	<b>100%</b>	<b>7779</b>	<b>100%</b>

Gender	Term	% Term	Rider	% Rider	Violator	% Violator	Total	% Total
Females	570	9.3%	301	26.3%	69	14.1%	940	12.1%
Males	5573	90.7%	844	73.7%	422	85.9%	6839	87.9%
<b>Total</b>	<b>6143</b>	<b>100%</b>	<b>1145</b>	<b>100%</b>	<b>491</b>	<b>100%</b>	<b>7779</b>	<b>100%</b>

# SECTION 2: COMMUNITY OVERVIEW

## 2.1 Admissions and Releases

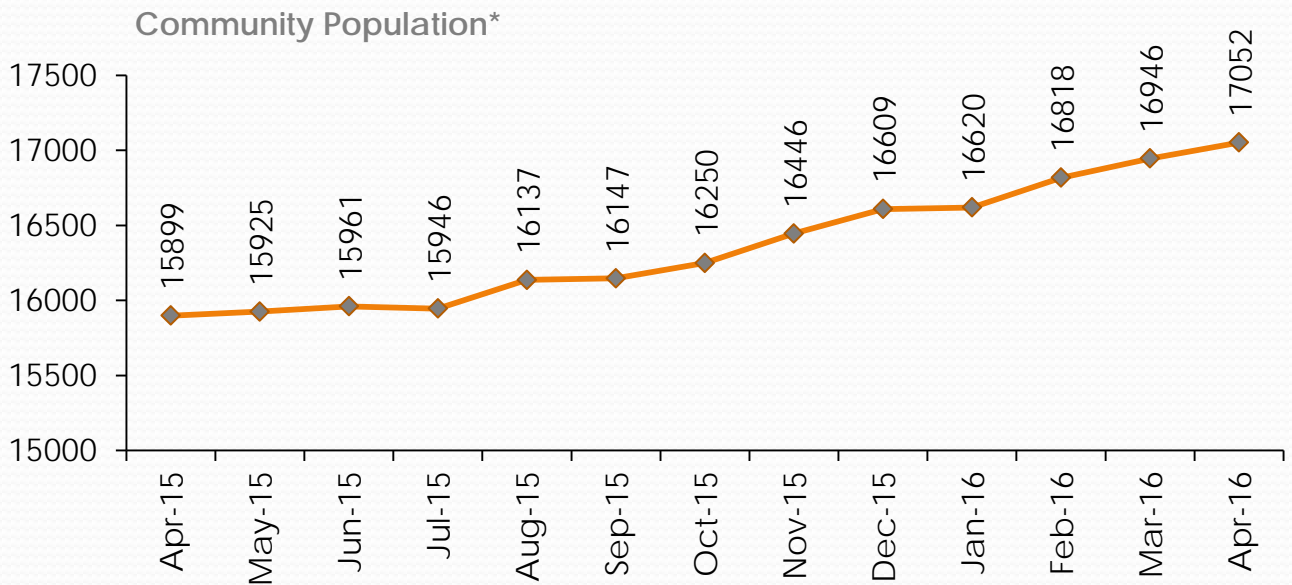
Community Offender Admissions	Parole	Probation	Total
<b>Beginning Count as of April 1, 2016</b>	<b>4043</b>	<b>11087</b>	<b>15130</b>
New Commitments	1	285	286
Successful Rider	0	181	181
Paroled (New)	147	0	147
Reinstated Parole	110	0	110
From Other Status	0	3	3
<b>Total</b>	<b>258</b>	<b>469</b>	<b>727</b>
Community Offender Releases	Parole	Probation	Total
To Probation or Parole	0	3	3
To Parole Violator	154	0	154
To Retained Jurisdiction (Rider)	0	103	103
To Term Incarceration	0	60	60
Discharged	49	242	291
<b>Total</b>	<b>203</b>	<b>408</b>	<b>611</b>
Net Admissions/Releases	Parole	Probation	Total
<b>Net Admissions/Releases</b>	55	61	116
Gross Ending District Count	4098	11148	15246
Offenders in Transition*	43	-73	-30
<b>Net Ending District Count</b>	4141	11075	15216
Interstate Compact **	597	1239	1836
<b>Net Ending Count as of May 1, 2016</b> (including Interstate Compact)	<b>4738</b>	<b>12314</b>	<b>17052</b>

\*Offenders in Transition is an inherent "lag time" in offender movement that may take a few days to be reflected in the data offender management system.

\*\*Interstate Compact represents Idaho probationers and parolees who are completing their sentence in another state, but are monitored by Idaho.



## 2.2 Monthly Population Change



## 2.3 Distribution by Crime Group

Crime Group	Probation	% Probation	Parole	% Parole	Total	% Total
Murder/ Man	51	0.4%	144	3.0%	195	1.1%
Sex	682	5.5%	773	16.3%	1455	8.5%
Assault	2156	17.5%	1190	25.1%	3346	19.6%
Property	3424	27.8%	1253	26.4%	4677	27.4%
Alcohol	1726	14.0%	304	6.4%	2030	11.9%
Drug	4063	33.0%	1073	22.6%	5136	30.1%
Pending**	212	1.7%	1	0.0%	213	1.2%
<b>Total</b>	<b>12314</b>	<b>100%</b>	<b>4738</b>	<b>100%</b>	<b>17052</b>	<b>100%</b>
Percentage	72.2%		27.8%		100%	

\*Monthly Community Population Change reflects the ending caseload including Interstate Compact offenders.

\*\*Pending Count reflects the community offenders that have not yet been adjudicated or the data has not yet been updated in the data management system.

## 2.4 Distribution by District and Legal Status

District/Legal Status	Probation	% Probation	Parole	% Parole	Total	% Total
<b>District 0:</b> Limited Supervision Unit	1245	10.1%	467	9.9%	1712	10.0%
<b>District 1:</b> Coeur d'Alene	1661	13.5%	271	5.7%	1932	11.3%
<b>District 2:</b> Lewiston	528	4.3%	113	2.4%	641	3.8%
<b>District 3:</b> Caldwell	2020	16.4%	676	14.3%	2696	15.8%
<b>District 4:</b> Boise	2491	20.2%	1601	33.8%	4092	24.0%
<b>District 5:</b> Twin Falls	1310	10.6%	442	9.3%	1752	10.3%
<b>District 6:</b> Pocatello	762	6.2%	189	4.0%	951	5.6%
<b>District 7:</b> Idaho Falls	1058	8.6%	382	8.1%	1440	8.4%
+ Interstate Compact	1239	10.1%	597	12.6%	1836	10.8%
<b>Total</b>	<b>12314</b>	<b>100%</b>	<b>4738</b>	<b>100%</b>	<b>17052</b>	<b>100%</b>

## 2.5 Distribution by Demographics

Age Distribution	Probation	% Probation	Parole	% Parole	Total	% Total
Under 18	1	0.0%	0	0.0%	1	0.0%
Ages 18-24	1907	15.5%	172	3.6%	1079	12.2%
Ages 25-34	4443	36.1%	1508	31.8%	5951	34.9%
Ages 35-44	3056	24.8%	1351	28.5%	4407	25.8%
Ages 45-54	1923	15.6%	1079	22.8%	3002	17.6%
Ages 55-64	799	6.5%	508	10.7%	1307	7.7%
Ages 65+	185	1.5%	120	2.5%	305	1.8%
<b>Total</b>	<b>12314</b>	<b>100%</b>	<b>4738</b>	<b>100%</b>	<b>17052</b>	<b>100%</b>

<b>Ethnicity Distribution</b>	<b>Probation</b>	<b>% Probation</b>	<b>Parole</b>	<b>% Parole</b>	<b>Total</b>	<b>% Total</b>
Asian	65	0.5%	34	0.7%	99	0.6%
Black	220	1.8%	153	3.2%	373	2.2%
Hispanic	1289	10.5%	561	11.8%	1850	10.8%
Indian	296	2.4%	134	2.8%	430	2.5%
Other	97	0.8%	45	0.9%	142	0.8%
Unknown	1290	10.5%	68	1.4%	1358	8.0%
White	9057	73.6%	3743	79.0%	12800	75.1%
<b>Total</b>	<b>12314</b>	<b>100%</b>	<b>4738</b>	<b>100%</b>	<b>17052</b>	<b>100%</b>

<b>Gender Distribution</b>	<b>Probation</b>	<b>% Probation</b>	<b>Parole</b>	<b>% Parole</b>	<b>Total</b>	<b>% Total</b>
Females	3515	28.5%	768	16.2%	4283	25.1%
Males	8799	71.5%	3970	83.8%	12769	74.9%
<b>Total</b>	<b>12314</b>	<b>100%</b>	<b>4738</b>	<b>100%</b>	<b>17052</b>	<b>100%</b>

# SECTION 3: TERMS AND DEFINITIONS

## 3.1 Glossary

1. **Admission:** An offender who has been committed by the courts to the Idaho Department of Correction. The offender may enter the department's jurisdiction in Probation, Rider, or Term Status. A subsequent change from Probation or Rider to Term is also typically referred to as an admission to Term.
2. **Civil Commitment:** A form of confinement for offenders who are mentally ill, incompetent, alcohol or drug addicted, as contrasted with the criminal commitment for their sentence. Since they represent a per diem obligation to the Idaho Department of Correction, they are grouped with Term offenders.
3. **Discharged Offender:** Offenders whose court commitment is satisfied or who die while under the jurisdiction of the Idaho Department of Correction. Offenders may be discharged from Parole, Probation, Rider, Term or Parole Violator status.
4. **Incarcerated:** Offenders whose court commitment is satisfied or who die while under the jurisdiction of the Idaho Department of Correction. Offenders may be discharged from Parole, Probation, Rider, Term or Parole Violator status.
5. **New Commitment:** An offender who has been committed by the courts to the Idaho Department of Correction for the first time or after satisfying a previous court commitment has been committed for a new crime. They may enter a Probation, Rider, or Term status.
6. **Non-Idaho Offender:** An offender who is sentenced by a jurisdiction other than Idaho, but is housed by the Idaho Department of Correction for security reasons. Since they represent a per diem obligation to the Idaho Department of Correction, they are grouped with Term offenders.
7. **Parole Violator:** An offender who has been placed on parole and then violates the conditions of their parole. Parole Violator status is usually temporary status until a hearing can be conducted to determine if the offender will be returned to Term or Parole status.

8. **Paroled Offender:** An offender that the parole commission has decided to place in society after serving a portion of their sentence. They are supervised by a Parole Officer for the remainder of their court commitment. The offender's status is changed from Term to Parole.
9. **Probation:** An offender that the courts have decided to allow to service their sentence while living in society. They are not incarcerated, but are supervised by a Probation Officer until their court commitment is satisfied.
10. **Reinstated Parole:** An offender who violated their parole and the Parole Commission subsequently decided to reinstate them in Parole status instead of returning them to prison.
11. **Revoked Parole:** An offender who, while on parole, violates the conditions of their parole and is placed back in prison by the Parole Commission. Their status changes back to Term.
12. **Revoked Probation:** An offender who, while serving probation, violates the conditions of their probation and the court changes their sentence to incarceration. The offender's status changes from Probation to Term, or sometimes Rider.
13. **Retained Jurisdiction/Rider Incarcerated (Rider):** An offender committed to an Idaho Department of Correction Rider program. The courts will retain jurisdiction of this offender until the completion of the Rider program. The courts will subsequently determine whether to place this offender on Probation or Term status or to withhold judgment.
14. **Term:** An offender who the courts or the Parole Commission has committed to one of the state prisons.

## Questions?

Vicky Calderón, Principal Research Analyst

Idaho Department of Correction

Evaluation and Compliance

P: 208.658.2147 E: [mcaldero@idoc.idaho.gov](mailto:mcaldero@idoc.idaho.gov)