

# IDAHO DEPARTMENT OF CORRECTION

## STANDARD REPORT



## FEBRUARY 2016

The Idaho Department of Correction Standard Report: February 2016 Snapshot contains a monthly overview of incarceration and community supervision offenders.

**IDAHO**  
DEPARTMENT OF  
CORRECTION



# TABLE *of* CONTENTS

## Section 1: Incarceration Overview

- 1.1 Admissions and Releases Page 3
- 1.2 Monthly Population Change Page 4
- 1.3 By Crime Group Page 4
- 1.4 By Institution and Legal Status Page 5-6
- 1.5 By Demographics Page 7

## Section 2: Community Corrections Overview

- 2.1 Admissions and Releases Page 8
- 2.2 Monthly Population Change Page 9
- 2.3 By Crime Group Page 9
- 2.4 By District and Legal Status Page 10
- 2.5 By Demographics Page 10-11

## Section 3: Terms and Definitions

- 3.1 Glossary Page 12-13

# SECTION 1: INCARCERATION OVERVIEW

## 1.1 Admissions and Releases

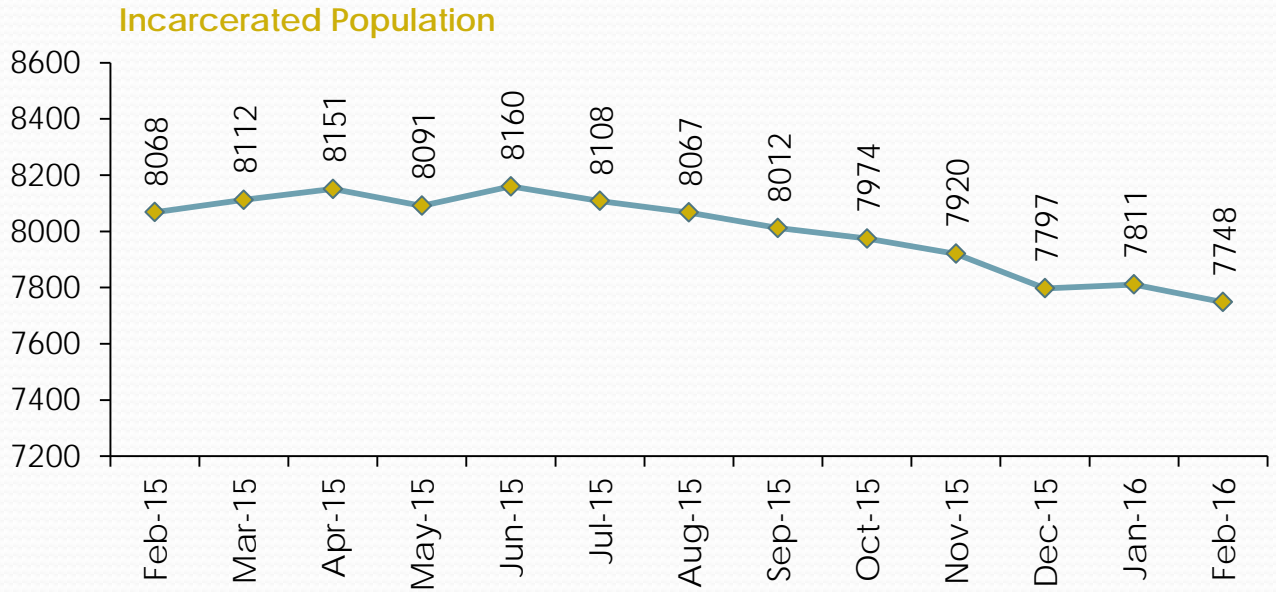
Incarcerated Offender Admissions	Termer	Rider	Parole Violator	Total
<b>Beginning Count as of February 1, 2016</b>	<b>6201</b>	<b>1069</b>	<b>541</b>	<b>7811</b>
New Commitments	58	99	0	157
Revoked Probation	70	104	0	174
Revoked Parole	29	0	0	29
Failed Rider	25	0	0	25
Violated Parole	0	0	137	137
From Other Status	0	0	0	0
<b>Total</b>	<b>182</b>	<b>203</b>	<b>137</b>	<b>522</b>

Incarcerated Offender Releases	Termer	Rider	Parole Violator	Total
To Parole	158	0	137	295
To Probation	1	197	0	198
To Retained Jurisdiction (Rider)	0	0	0	0
To Term Incarceration	0	25	29	54
To Other Status	1	0	0	1
Discharged	41	0	1	42
<b>Total</b>	<b>201</b>	<b>222</b>	<b>167</b>	<b>590</b>

Net Admissions/Releases	Termer	Rider	Parole Violator	Total
<b>Net Admissions/Releases</b>	<b>-19</b>	<b>-19</b>	<b>-30</b>	<b>-68</b>
Ending Count	6182	1050	511	7743
Offenders in Transition*	5	30	-30	5
<b>Net Ending Count as of March 1, 2016</b>	<b>6187</b>	<b>1080</b>	<b>481</b>	<b>7748</b>

\*Offenders in Transition is an inherent "lag time" in offender movement that may take a few days to be reflected in the data offender management system.

# 1.2 Monthly Population Change



# 1.3 Distribution by Crime Group

Crime Group	Term	% Term	Rider	% Rider	Violator	% Violator	Total	% Total
Murder/Man	457	7.4%	6	0.6%	3	0.6%	466	6.0%
Sex	1535	24.8%	78	7.2%	47	9.8%	1660	21.4%
Assault	1651	26.7%	232	21.5%	146	30.4%	2029	26.2%
Property	1228	19.8%	318	29.4%	154	32.0%	1700	21.9%
Alcohol	244	3.9%	84	7.8%	26	5.4%	354	4.6%
Drug	1062	17.2%	359	33.2%	105	21.8%	1526	19.7%
Pending*	10	0.2%	3	0.3%	0	0.0%	13	0.2%
<b>Total</b>	<b>6187</b>	<b>100%</b>	<b>1080</b>	<b>100%</b>	<b>481</b>	<b>100%</b>	<b>7748</b>	<b>100%</b>
Percentage	79.9%		13.9%		6.2%		100%	

\*Pending count reflects the incarcerated offenders waiting to be adjudicated for a new crime or the data has not yet been updated in the data management system.

## 1.4 Distribution by Institution and Legal Status

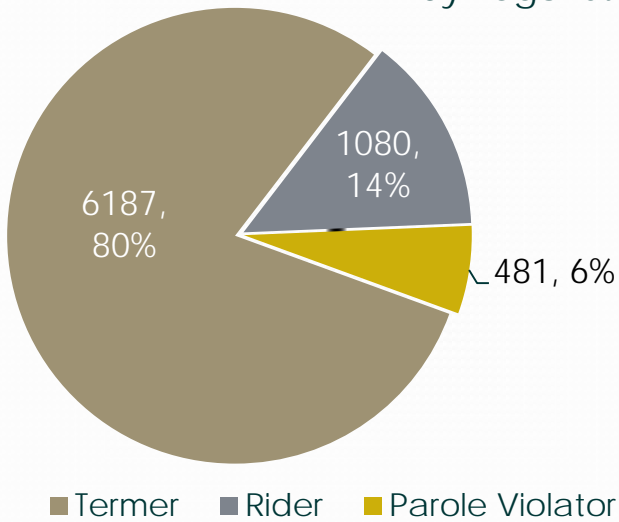
Institutions	Term	Rider	Violator	Total	% Total
<b>IMSI (Male Offenders):</b> Idaho Maximum Security Institution	509	1	4	514	6.6%
<b>ISCI (Male Offenders):</b> Idaho State Correctional Institution	1195	80	49	1324	17.1%
<b>SICI (Male Offenders):</b> South Idaho Correctional Institution	564	0	0	564	7.3%
<b>ICIO (Male Offenders):</b> Idaho Correctional Institution – Orofino	567	14	3	584	7.5%
<b>NICI (Male Offenders):</b> North Idaho Correctional Institution	0	421	0	421	5.4%
<b>SAWC (Male Offenders):</b> St. Anthony Work Camp	235	0	2	237	3.1%
<b>ISCC (Male Offenders):</b> Idaho State Correctional Center	1993	2	54	2049	26.4%
<b>SBWCC (Female Offenders):</b> South Boise Women’s Correctional Center	103	143	14	260	3.4%
<b>CAPP (Contract - Male Offenders):</b> Correctional Alternative Placement Program	48	220	131	399	5.1%
<b>PRC-SICI (Female Riders):</b> Pre-Release Center	0	95	0	95	1.2%
<b>PRCC (Female Offenders):</b> Pocatello Women’s Correctional Center	262	30	13	305	3.9%
Reentry Centers	Term	Rider	Violator	Total	% Total
<b>CRC Nampa (Male Offenders):</b> Community Reentry Center	82	0	0	82	1.1%
<b>CRC Idaho Falls (Male Offenders):</b> Community Reentry Center	81	0	1	82	1.1%
<b>CRC Treasure Valley (Male Offenders):</b> Community Reentry Center	97	0	1	98	1.3%
<b>CRC East Boise (Female Offenders):</b> Community Reentry Center	99	0	0	99	1.3%

Contract Beds	Term	Rider	Violator	Total	% Total
<b>Kit Carson</b> (Contract - Male Offenders): Kit Carson Contract Beds	83	0	0	83	1.1%
<b>Bonneville Contract</b> (Contract – County Jail): Bonneville Contract Beds	67	0	0	67	0.9%

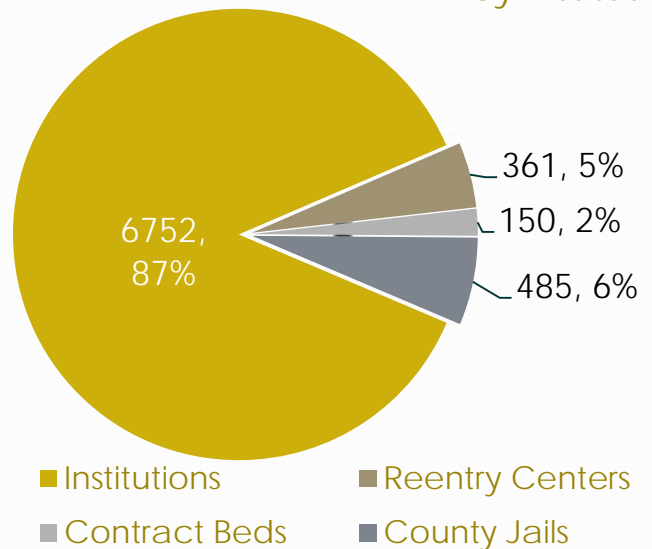
County Jails	Term	Rider	Violator	Total	% Total
<b>County Jails</b>	202	74	209	485	6.3%

Total Distribution By Institution and Legal Status	Term	Rider	Violator	Total	% Total
<b>Total</b> (By Institution & Legal Status): Institutions + Contract Beds + Reentry Centers + County Jails	6187	1080	481	7748	100%

Incarcerated Population  
by Legal Status



Incarcerated Population  
by Institution



# 1.5 Distribution by Demographics

Age Range	Term	% Term	Rider	% Rider	Violator	% Violator	Total	% Total
Under 18	0	0.0%	0	0.0%	0	0.0%	0	0.0%
Ages 18-24	668	10.8%	275	25.5%	36	7.5%	979	12.6%
Ages 25-34	2039	33.0%	430	39.8%	205	42.6%	2674	34.5%
Ages 35-44	1600	25.9%	246	22.8%	141	29.3%	1987	25.6%
Ages 45-54	1120	18.1%	91	8.4%	70	14.6%	1281	16.5%
Ages 55-64	566	9.1%	33	3.1%	208	5.8%	627	8.1%
Ages 65+	194	3.1%	5	0.5%	1	0.2%	200	2.6%
<b>Total</b>	<b>6187</b>	<b>100%</b>	<b>1080</b>	<b>100%</b>	<b>481</b>	<b>100%</b>	<b>7748</b>	<b>100%</b>

Ethnicity	Term	% Term	Rider	% Rider	Violator	% Violator	Total	% Total
Asian	24	0.4%	4	0.4%	6	1.2%	34	0.4%
Black	166	2.7%	22	2.0%	18	3.7%	206	2.7%
Hispanic	1013	16.4%	128	11.9%	62	12.9%	1203	15.5%
Indian	229	3.7%	36	3.3%	14	2.9%	279	3.6%
Other	58	0.9%	9	0.8%	6	1.2%	73	0.9%
Unknown	110	1.8%	39	3.6%	3	0.6%	152	2.0%
White	4587	74.1%	842	78.0%	372	77.3%	5801	74.9%
<b>Total</b>	<b>6187</b>	<b>100%</b>	<b>1080</b>	<b>100%</b>	<b>481</b>	<b>100%</b>	<b>7748</b>	<b>100%</b>

Gender	Term	% Term	Rider	% Rider	Violator	% Violator	Total	% Total
Females	586	9.5%	294	27.2%	57	11.9%	937	12.1%
Males	5601	90.5%	786	72.8%	424	88.1%	6811	87.9%
<b>Total</b>	<b>6187</b>	<b>100%</b>	<b>1080</b>	<b>100%</b>	<b>481</b>	<b>100%</b>	<b>7748</b>	<b>100%</b>

# SECTION 2: COMMUNITY OVERVIEW

## 2.1 Admissions and Releases

Community Offender Admissions	Parole	Probation	Total
<b>Beginning Count as of February 1, 2016</b>	<b>3785</b>	<b>11023</b>	<b>14808</b>
New Commitments	1	282	283
Successful Rider	0	197	197
Paroled (New)	158	0	158
Reinstated Parole	137	0	137
From Other Status	0	1	1
<b>Total</b>	<b>296</b>	<b>480</b>	<b>776</b>
Community Offender Releases	Parole	Probation	Total
To Probation or Parole	0	0	0
To Parole Violator	137	0	137
To Retained Jurisdiction (Rider)	0	104	104
To Term Incarceration	0	70	70
Discharged	3	206	209
<b>Total</b>	<b>140</b>	<b>380</b>	<b>520</b>
Net Admissions/Releases	Parole	Probation	Total
<b>Net Admissions/Releases</b>	156	100	256
Gross Ending District Count	3941	11123	15064
Offenders in Transition*	11	-70	-59
<b>Net Ending District Count</b>	3952	11053	15005
Interstate Compact **	592	1221	1813
<b>Net Ending Count as of March 1, 2016</b> (including Interstate Compact)	<b>4544</b>	<b>12274</b>	<b>16818</b>

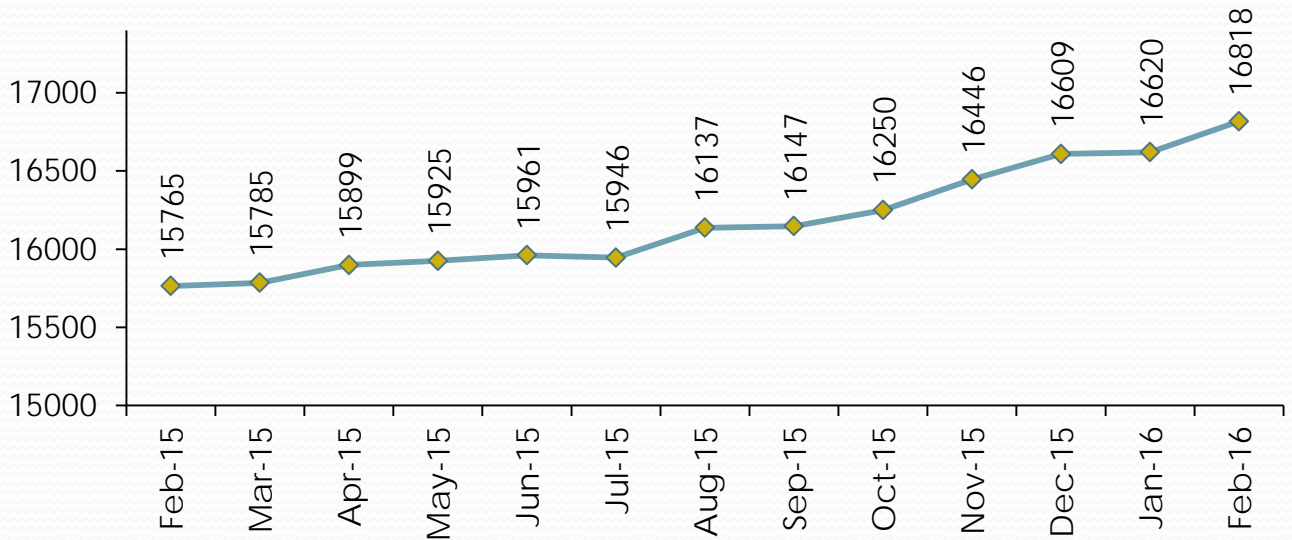
\*Offenders in Transition is an inherent "lag time" in offender movement that may take a few days to be reflected in the data offender management system.

\*\*Interstate Compact represents Idaho probationers and parolees who are completing their sentence in another state, but are monitored by Idaho.



## 2.2 Monthly Population Change

Community Population\*



## 2.3 Distribution by Crime Group

Crime Group	Probation	% Probation	Parole	% Parole	Total	% Total
Murder/ Man	51	0.4%	137	3.0%	188	1.1%
Sex	674	5.5%	739	16.3%	1413	8.4%
Assault	2151	17.5%	1115	24.5%	3266	19.4%
Property	3454	28.1%	1208	26.6%	4662	27.7%
Alcohol	1739	14.2%	300	6.6%	2039	12.1%
Drug	4024	32.8%	1044	23.0%	5068	30.1%
Pending**	181	1.5%	1	0.0%	182	1.1%
<b>Total</b>	<b>12274</b>	<b>100%</b>	<b>4544</b>	<b>100%</b>	<b>16818</b>	<b>100%</b>
Percentage	73.0%		27.0%		100%	

\*Monthly Community Population Change reflects the ending caseload including Interstate Compact offenders.

\*\*Pending Count reflects the community offenders that have not yet been adjudicated or the data has not yet been updated in the data management system.

## 2.4 Distribution by District and Legal Status

District/Legal Status	Probation	% Probation	Parole	% Parole	Total	% Total
<b>District 0:</b> Limited Supervision Unit	1100	9.0%	406	8.9%	1506	9.0%
<b>District 1:</b> Coeur d'Alene	1723	14.0%	262	5.8%	1985	11.8%
<b>District 2:</b> Lewiston	530	4.3%	115	2.5%	645	3.8%
<b>District 3:</b> Caldwell	2031	16.5%	657	14.5%	2688	16.0%
<b>District 4:</b> Boise	2518	20.5%	1556	34.2%	4074	24.2%
<b>District 5:</b> Twin Falls	1306	10.6%	428	9.4%	1734	10.3%
<b>District 6:</b> Pocatello	760	6.2%	179	3.9%	939	5.6%
<b>District 7:</b> Idaho Falls	1085	8.8%	349	7.7%	1434	8.5%
+ Interstate Compact	1221	9.9%	592	13.0%	1813	10.8%
<b>Total</b>	<b>12274</b>	<b>100%</b>	<b>4544</b>	<b>100%</b>	<b>16818</b>	<b>100%</b>

## 2.5 Distribution by Demographics

Age Distribution	Probation	% Probation	Parole	% Parole	Total	% Total
Under 18	2	0.0%	0	0.0%	2	0.0%
Ages 18-24	1943	15.8%	167	3.7%	2110	12.5%
Ages 25-34	4394	35.8%	1469	32.3%	5863	34.9%
Ages 35-44	3043	24.8%	1301	28.6%	4344	25.8%
Ages 45-54	1903	15.5%	1024	22.5%	2927	17.4%
Ages 55-64	806	6.6%	468	10.3%	1274	7.6%
Ages 65+	183	1.5%	115	2.5%	298	1.8%
<b>Total</b>	<b>12274</b>	<b>100%</b>	<b>4544</b>	<b>100%</b>	<b>16818</b>	<b>100%</b>

Ethnicity Distribution	Probation	% Probation	Parole	% Parole	Total	% Total
Asian	65	0.5%	33	0.7%	98	0.6%
Black	222	1.8%	148	3.3%	370	2.2%
Hispanic	1287	10.5%	546	12.0%	1833	10.9%
Indian	296	2.4%	126	2.8%	422	2.5%
Other	92	0.7%	42	0.9%	134	0.8%
Unknown	1272	10.4%	68	1.5%	1340	8.0%
White	9040	73.7%	3581	78.8%	12621	75.0%
<b>Total</b>	<b>12274</b>	<b>100%</b>	<b>4544</b>	<b>100%</b>	<b>16818</b>	<b>100%</b>

Gender Distribution	Probation	% Probation	Parole	% Parole	Total	% Total
Females	3492	28.5%	739	16.3%	4231	25.2%
Males	8782	71.5%	3805	83.7%	12587	74.8%
<b>Total</b>	<b>12274</b>	<b>100%</b>	<b>4544</b>	<b>100%</b>	<b>16818</b>	<b>100%</b>

## 3.1 Glossary

1. **Admission:** An offender who has been committed by the courts to the Idaho Department of Correction. The offender may enter the department's jurisdiction in Probation, Rider, or Term Status. A subsequent change from Probation or Rider to Term is also typically referred to as an admission to Term.
2. **Civil Commitment:** A form of confinement for offenders who are mentally ill, incompetent, alcohol or drug addicted, as contrasted with the criminal commitment for their sentence. Since they represent a per diem obligation to the Idaho Department of Correction, they are grouped with Term offenders.
3. **Discharged Offender:** Offenders whose court commitment is satisfied or who die while under the jurisdiction of the Idaho Department of Correction. Offenders may be discharged from Parole, Probation, Rider, Term or Parole Violator status.
4. **Incarcerated:** Offenders whose court commitment is satisfied or who die while under the jurisdiction of the Idaho Department of Correction. Offenders may be discharged from Parole, Probation, Rider, Term or Parole Violator status.
5. **New Commitment:** An offender who has been committed by the courts to the Idaho Department of Correction for the first time or after satisfying a previous court commitment has been committed for a new crime. They may enter a Probation, Rider, or Term status.
6. **Non-Idaho Offender:** An offender who is sentenced by a jurisdiction other than Idaho, but is housed by the Idaho Department of Correction for security reasons. Since they represent a per diem obligation to the Idaho Department of Correction, they are grouped with Term offenders.
7. **Parole Violator:** An offender who has been placed on parole and then violates the conditions of their parole. Parole Violator status is usually temporary status until a hearing can be conducted to determine if the offender will be returned to Term or Parole status.

8. **Paroled Offender:** An offender that the parole commission has decided to place in society after serving a portion of their sentence. They are supervised by a Parole Officer for the remainder of their court commitment. The offender's status is changed from Term to Parole.
9. **Probation:** An offender that the courts have decided to allow to service their sentence while living in society. They are not incarcerated, but are supervised by a Probation Officer until their court commitment is satisfied.
10. **Reinstated Parole:** An offender who violated their parole and the Parole Commission subsequently decided to reinstate them in Parole status instead of returning them to prison.
11. **Revoked Parole:** An offender who, while on parole, violates the conditions of their parole and is placed back in prison by the Parole Commission. Their status changes back to Term.
12. **Revoked Probation:** An offender who, while serving probation, violates the conditions of their probation and the court changes their sentence to incarceration. The offender's status changes from Probation to Term, or sometimes Rider.
13. **Retained Jurisdiction/Rider Incarcerated (Rider):** An offender committed to an Idaho Department of Correction Rider program. The courts will retain jurisdiction of this offender until the completion of the Rider program. The courts will subsequently determine whether to place this offender on Probation or Term status or to withhold judgment.
14. **Term:** An offender who the courts or the Parole Commission has committed to one of the state prisons.

## Questions?

Vicky Calderón, Principal Research Analyst

Idaho Department of Correction

Evaluation and Compliance

P: 208.658.2147 E: [mcaldero@idoc.idaho.gov](mailto:mcaldero@idoc.idaho.gov)