

# IDAHO DEPARTMENT OF CORRECTION

## STANDARD REPORT



## MARCH 2016

The Idaho Department of Correction Standard Report: March 2016 Snapshot contains a monthly overview of incarceration and community supervision offenders.

**IDAHO**  
**DEPARTMENT OF**  
**CORRECTION**

# TABLE *of* CONTENTS

## Section 1: Incarceration Overview

- 1.1 Admissions and Releases Page 3
- 1.2 Monthly Population Change Page 4
- 1.3 By Crime Group Page 4
- 1.4 By Institution and Legal Status Page 5-6
- 1.5 By Demographics Page 7

## Section 2: Community Corrections Overview

- 2.1 Admissions and Releases Page 8
- 2.2 Monthly Population Change Page 9
- 2.3 By Crime Group Page 9
- 2.4 By District and Legal Status Page 10
- 2.5 By Demographics Page 10-11

## Section 3: Terms and Definitions

- 3.1 Glossary Page 12-13

# SECTION 1: INCARCERATION OVERVIEW

## 1.1 Admissions and Releases

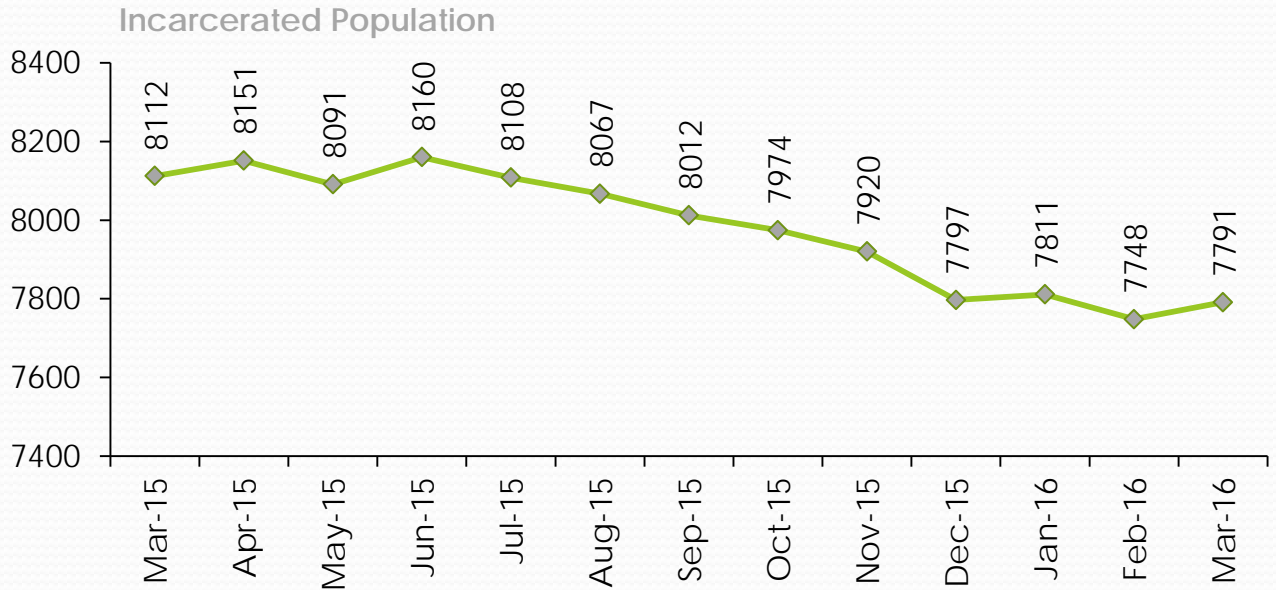
Incarcerated Offender Admissions	Termer	Rider	Parole Violator	Total
<b>Beginning Count as of March 1, 2016</b>	<b>6187</b>	<b>1080</b>	<b>481</b>	<b>7748</b>
New Commitments	57	101	0	158
Revoked Probation	63	125	0	188
Revoked Parole	34	0	0	34
Failed Rider	14	0	0	14
Violated Parole	0	0	139	139
From Other Status	0	1	0	1
<b>Total</b>	<b>168</b>	<b>227</b>	<b>139</b>	<b>534</b>

Incarcerated Offender Releases	Termer	Rider	Parole Violator	Total
To Parole	149	0	96	245
To Probation	2	154	0	156
To Retained Jurisdiction (Rider)	1	0	0	1
To Term Incarceration	0	14	33	47
To Other Status	0	0	0	0
Discharged	39	0	0	39
<b>Total</b>	<b>191</b>	<b>168</b>	<b>129</b>	<b>488</b>

Net Admissions/Releases	Termer	Rider	Parole Violator	Total
<b>Net Admissions/Releases</b>	<b>-23</b>	<b>59</b>	<b>10</b>	<b>46</b>
Ending Count	6164	1139	491	7794
Offenders in Transition*	-8	-4	9	-3
<b>Net Ending Count as of April 1, 2016</b>	<b>6156</b>	<b>1135</b>	<b>500</b>	<b>7791</b>

\*Offenders in Transition is an inherent "lag time" in offender movement that may take a few days to be reflected in the data offender management system.

## 1.2 Monthly Population Change



## 1.3 Distribution by Crime Group

Crime Group	Term	% Term	Rider	% Rider	Violator	% Violator	Total	% Total
Murder/ Man	456	7.4%	7	0.6%	2	0.4%	465	6.0%
Sex	1534	24.9%	72	6.3%	49	9.8%	1655	21.2%
Assault	1644	26.7%	245	21.6%	149	29.8%	2038	26.2%
Property	1227	19.9%	348	30.7%	155	31.0%	1730	22.2%
Alcohol	240	3.9%	84	7.4%	34	6.8%	358	4.6%
Drug	1049	17.0%	377	33.2%	111	22.2%	1537	19.7%
Pending*	6	0.1%	2	0.2%	0	0.0%	8	0.1%
<b>Total</b>	<b>6156</b>	<b>100%</b>	<b>1135</b>	<b>100%</b>	<b>500</b>	<b>100%</b>	<b>7791</b>	<b>100%</b>
Percentage	79.0%		14.6%		6.4%		100%	

\*Pending count reflects the incarcerated offenders waiting to be adjudicated for a new crime or the data has not yet been updated in the data management system.

## 1.4 Distribution by Institution and Legal Status

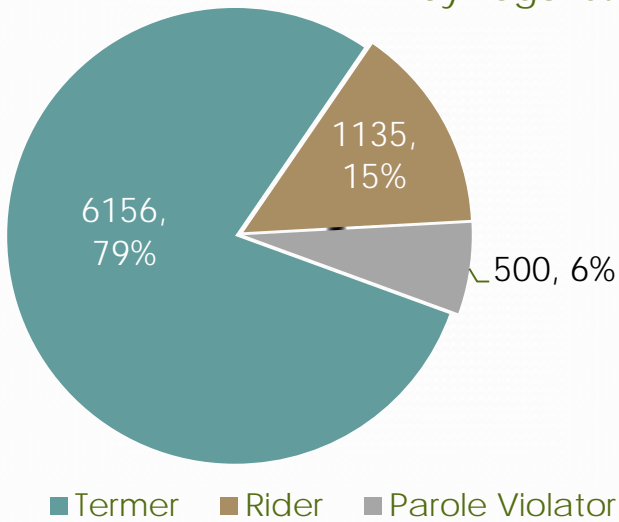
Institutions	Term	Rider	Violator	Total	% Total
<b>IMSI (Male Offenders):</b> Idaho Maximum Security Institution	510	1	4	515	6.6%
<b>ISCI (Male Offenders):</b> Idaho State Correctional Institution	1229	119	62	1410	18.1%
<b>SICI (Male Offenders):</b> South Idaho Correctional Institution	567	0	0	567	7.3%
<b>ICIO (Male Offenders):</b> Idaho Correctional Institution – Orofino	569	15	2	586	7.5%
<b>NICI (Male Offenders):</b> North Idaho Correctional Institution	0	407	0	407	5.2%
<b>SAWC (Male Offenders):</b> St. Anthony Work Camp	231	0	3	234	3.0%
<b>ISCC (Male Offenders):</b> Idaho State Correctional Center	2024	1	54	2079	26.7%
<b>SBWCC (Female Offenders):</b> South Boise Women’s Correctional Center	106	148	18	272	3.5%
<b>CAPP (Contract - Male Offenders):</b> Correctional Alternative Placement Program	46	251	126	423	5.4%
<b>PRC-SICI (Female Riders):</b> Pre-Release Center	1	100	0	101	1.3%
<b>PRCC (Female Offenders):</b> Pocatello Women’s Correctional Center	258	27	14	299	3.8%
Reentry Centers	Term	Rider	Violator	Total	% Total
<b>CRC Nampa (Male Offenders):</b> Community Reentry Center	83	0	0	83	1.1%
<b>CRC Idaho Falls (Male Offenders):</b> Community Reentry Center	84	0	1	85	1.1%
<b>CRC Treasure Valley (Male Offenders):</b> Community Reentry Center	99	0	1	100	1.3%
<b>CRC East Boise (Female Offenders):</b> Community Reentry Center	98	0	0	98	1.3%

Contract Beds	Term	Rider	Violator	Total	% Total
<b>Kit Carson</b> (Contract - Male Offenders): Kit Carson Contract Beds	0	0	0	0	0.0%
<b>Bonneville Contract</b> (Contract – County Jail): Bonneville Contract Beds	59	0	0	59	0.8%

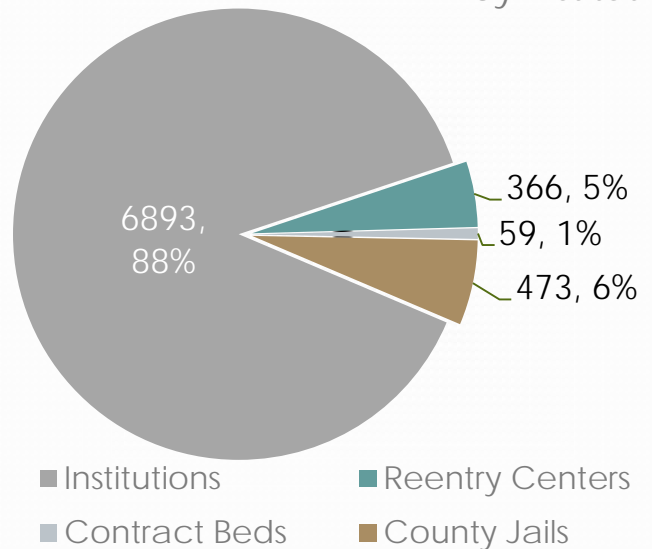
County Jails	Term	Rider	Violator	Total	% Total
<b>County Jails</b>	192	66	215	473	6.1%

Total Distribution By Institution and Legal Status	Term	Rider	Violator	Total	% Total
<b>Total</b> (By Institution & Legal Status): Institutions + Contract Beds + Reentry Centers + County Jails	6156	1135	500	7791	100%

Incarcerated Population  
by Legal Status



Incarcerated Population  
by Institution



# 1.5 Distribution by Demographics

Age Range	Term	% Term	Rider	% Rider	Violator	% Violator	Total	% Total
Under 18	0	0.0%	0	0.0%	0	0.0%	0	0.0%
Ages 18-24	655	10.6%	298	26.3%	33	6.6%	986	12.7%
Ages 25-34	2052	33.3%	447	39.4%	213	42.6%	2712	34.8%
Ages 35-44	1592	25.9%	250	22.0%	155	31.0%	1997	25.6%
Ages 45-54	1102	17.9%	100	8.8%	68	13.6%	1270	16.3%
Ages 55-64	559	9.1%	36	3.2%	31	6.2%	626	8.0%
Ages 65+	196	3.2%	4	0.4%	0	0.0%	200	2.6%
<b>Total</b>	<b>6156</b>	<b>100%</b>	<b>1135</b>	<b>100%</b>	<b>500</b>	<b>100%</b>	<b>7791</b>	<b>100%</b>

Ethnicity	Term	% Term	Rider	% Rider	Violator	% Violator	Total	% Total
Asian	24	0.4%	3	0.3%	4	0.8%	31	0.4%
Black	167	2.7%	22	1.9%	20	4.0%	209	2.7%
Hispanic	1030	16.7%	133	11.7%	62	12.4%	1225	15.7%
Indian	222	3.6%	37	3.3%	13	2.6%	272	3.5%
Other	60	1.0%	7	0.6%	5	1.0%	72	0.9%
Unknown	91	1.5%	35	3.1%	5	1.0%	131	1.7%
White	4562	74.1%	898	79.1%	391	78.2%	5851	75.1%
<b>Total</b>	<b>6156</b>	<b>100%</b>	<b>1135</b>	<b>100%</b>	<b>500</b>	<b>100%</b>	<b>7791</b>	<b>100%</b>

Gender	Term	% Term	Rider	% Rider	Violator	% Violator	Total	% Total
Females	570	9.3%	293	25.8%	65	13.0%	928	11.9%
Males	5586	90.7%	842	74.2%	435	87.0%	6863	88.1%
<b>Total</b>	<b>6156</b>	<b>100%</b>	<b>1135</b>	<b>100%</b>	<b>500</b>	<b>100%</b>	<b>7791</b>	<b>100%</b>

# SECTION 2: COMMUNITY OVERVIEW

## 2.1 Admissions and Releases

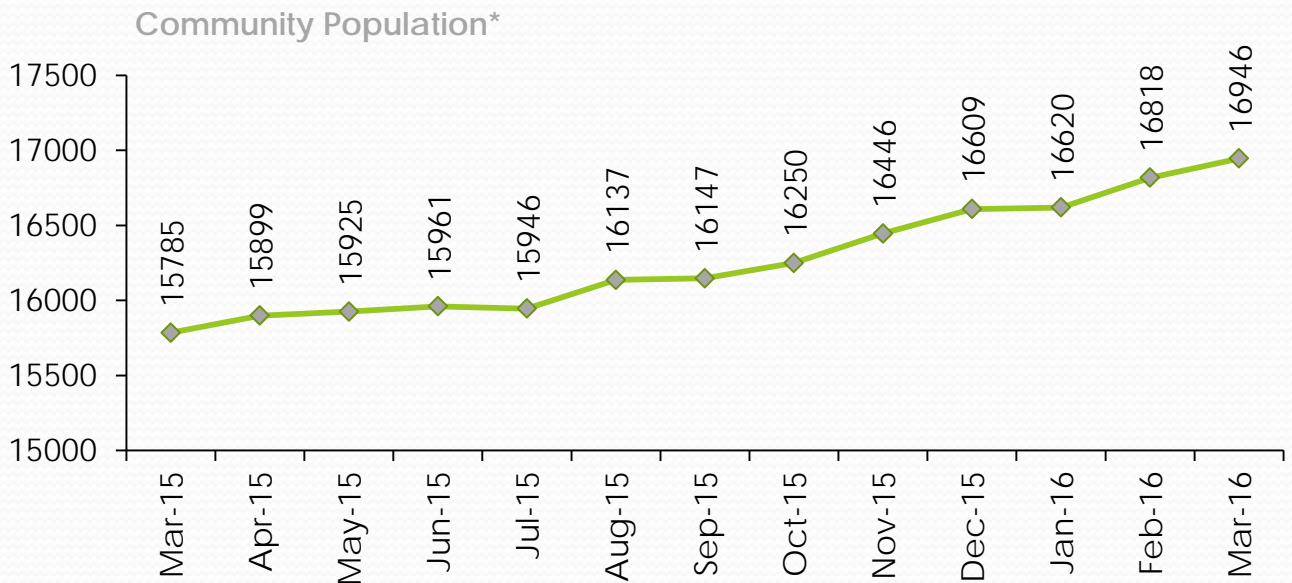
Community Offender Admissions	Parole	Probation	Total
<b>Beginning Count as of March 1, 2016</b>	<b>3952</b>	<b>11053</b>	<b>15005</b>
New Commitments	2	321	323
Successful Rider	0	154	154
Paroled (New)	149	0	149
Reinstated Parole	96	0	96
From Other Status	1	5	6
<b>Total</b>	<b>248</b>	<b>480</b>	<b>728</b>
Community Offender Releases	Parole	Probation	Total
To Probation or Parole	0	2	2
To Parole Violator	139	0	139
To Retained Jurisdiction (Rider)	0	125	125
To Term Incarceration	1	63	64
Discharged	1	264	265
<b>Total</b>	<b>141</b>	<b>454</b>	<b>595</b>
Net Admissions/Releases	Parole	Probation	Total
<b>Net Admissions/Releases</b>	107	26	133
Gross Ending District Count	4059	11079	15138
Offenders in Transition*	-16	8	-8
<b>Net Ending District Count</b>	4043	11087	15130
Interstate Compact **	595	1221	1816
<b>Net Ending Count as of April 1, 2016</b> (including Interstate Compact)	<b>4638</b>	<b>12308</b>	<b>16946</b>

\*Offenders in Transition is an inherent "lag time" in offender movement that may take a few days to be reflected in the data offender management system.

\*\*Interstate Compact represents Idaho probationers and parolees who are completing their sentence in another state, but are monitored by Idaho.



## 2.2 Monthly Population Change



## 2.3 Distribution by Crime Group

Crime Group	Probation	% Probation	Parole	% Parole	Total	% Total
Murder/ Man	51	0.4%	140	3.0%	191	1.1%
Sex	672	5.5%	762	16.4%	1434	8.5%
Assault	2156	17.5%	1153	24.9%	3309	19.5%
Property	3441	28.0%	1230	26.5%	4671	27.6%
Alcohol	1728	14.0%	296	6.4%	2024	11.9%
Drug	4068	33.1%	1056	22.8%	5124	30.2%
Pending**	192	1.6%	1	0.0%	193	1.1%
<b>Total</b>	<b>12308</b>	<b>100%</b>	<b>4638</b>	<b>100%</b>	<b>16946</b>	<b>100%</b>
Percentage	72.6%		27.4%		100%	

\*Monthly Community Population Change reflects the ending caseload including Interstate Compact offenders.

\*\*Pending Count reflects the community offenders that have not yet been adjudicated or the data has not yet been updated in the data management system.

## 2.4 Distribution by District and Legal Status

District/Legal Status	Probation	% Probation	Parole	% Parole	Total	% Total
<b>District 0:</b> Limited Supervision Unit	1164	9.5%	428	9.2%	1592	9.4%
<b>District 1:</b> Coeur d'Alene	1681	13.7%	262	5.6%	1943	11.5%
<b>District 2:</b> Lewiston	522	4.2%	114	2.5%	636	3.8%
<b>District 3:</b> Caldwell	2048	16.6%	671	14.5%	2719	16.0%
<b>District 4:</b> Boise	2516	20.4%	1574	33.9%	4090	24.1%
<b>District 5:</b> Twin Falls	1306	10.6%	433	9.3%	1739	10.3%
<b>District 6:</b> Pocatello	776	6.3%	193	4.2%	969	5.7%
<b>District 7:</b> Idaho Falls	1074	8.7%	368	7.9%	1442	8.5%
+ Interstate Compact	1221	9.9%	595	12.8%	1816	10.7%
<b>Total</b>	<b>12308</b>	<b>100%</b>	<b>4638</b>	<b>100%</b>	<b>16946</b>	<b>100%</b>

## 2.5 Distribution by Demographics

Age Distribution	Probation	% Probation	Parole	% Parole	Total	% Total
Under 18	1	0.0%	0	0.0%	1	0.0%
Ages 18-24	1930	15.7%	173	3.7%	2103	12.4%
Ages 25-34	4457	36.2%	1484	32.0%	5941	35.1%
Ages 35-44	3034	24.7%	1322	28.5%	4356	25.7%
Ages 45-54	1909	15.5%	1047	22.6%	2956	17.4%
Ages 55-64	796	6.5%	493	10.6%	1289	7.6%
Ages 65+	181	1.5%	119	2.6%	300	1.8%
<b>Total</b>	<b>12308</b>	<b>100%</b>	<b>4638</b>	<b>100%</b>	<b>16946</b>	<b>100%</b>

Ethnicity Distribution	Probation	% Probation	Parole	% Parole	Total	% Total
Asian	66	0.5%	35	0.8%	101	0.6%
Black	223	1.8%	150	3.2%	373	2.2%
Hispanic	1299	10.6%	558	12.0%	1857	11.0%
Indian	298	2.4%	130	2.8%	428	2.5%
Other	93	0.8%	43	0.9%	136	0.8%
Unknown	1286	10.4%	69	1.5%	1355	8.0%
White	9043	73.5%	3653	78.8%	12696	74.9%
<b>Total</b>	<b>12308</b>	<b>100%</b>	<b>4638</b>	<b>100%</b>	<b>16946</b>	<b>100%</b>

Gender Distribution	Probation	% Probation	Parole	% Parole	Total	% Total
Females	3523	28.6%	759	16.4%	4282	25.3%
Males	8785	71.4%	3879	83.6%	12664	74.7%
<b>Total</b>	<b>12308</b>	<b>100%</b>	<b>4638</b>	<b>100%</b>	<b>16946</b>	<b>100%</b>

## 3.1 Glossary

1. **Admission:** An offender who has been committed by the courts to the Idaho Department of Correction. The offender may enter the department's jurisdiction in Probation, Rider, or Term Status. A subsequent change from Probation or Rider to Term is also typically referred to as an admission to Term.
2. **Civil Commitment:** A form of confinement for offenders who are mentally ill, incompetent, alcohol or drug addicted, as contrasted with the criminal commitment for their sentence. Since they represent a per diem obligation to the Idaho Department of Correction, they are grouped with Term offenders.
3. **Discharged Offender:** Offenders whose court commitment is satisfied or who die while under the jurisdiction of the Idaho Department of Correction. Offenders may be discharged from Parole, Probation, Rider, Term or Parole Violator status.
4. **Incarcerated:** Offenders whose court commitment is satisfied or who die while under the jurisdiction of the Idaho Department of Correction. Offenders may be discharged from Parole, Probation, Rider, Term or Parole Violator status.
5. **New Commitment:** An offender who has been committed by the courts to the Idaho Department of Correction for the first time or after satisfying a previous court commitment has been committed for a new crime. They may enter a Probation, Rider, or Term status.
6. **Non-Idaho Offender:** An offender who is sentenced by a jurisdiction other than Idaho, but is housed by the Idaho Department of Correction for security reasons. Since they represent a per diem obligation to the Idaho Department of Correction, they are grouped with Term offenders.
7. **Parole Violator:** An offender who has been placed on parole and then violates the conditions of their parole. Parole Violator status is usually temporary status until a hearing can be conducted to determine if the offender will be returned to Term or Parole status.

8. **Paroled Offender:** An offender that the parole commission has decided to place in society after serving a portion of their sentence. They are supervised by a Parole Officer for the remainder of their court commitment. The offender's status is changed from Term to Parole.
9. **Probation:** An offender that the courts have decided to allow to service their sentence while living in society. They are not incarcerated, but are supervised by a Probation Officer until their court commitment is satisfied.
10. **Reinstated Parole:** An offender who violated their parole and the Parole Commission subsequently decided to reinstate them in Parole status instead of returning them to prison.
11. **Revoked Parole:** An offender who, while on parole, violates the conditions of their parole and is placed back in prison by the Parole Commission. Their status changes back to Term.
12. **Revoked Probation:** An offender who, while serving probation, violates the conditions of their probation and the court changes their sentence to incarceration. The offender's status changes from Probation to Term, or sometimes Rider.
13. **Retained Jurisdiction/Rider Incarcerated (Rider):** An offender committed to an Idaho Department of Correction Rider program. The courts will retain jurisdiction of this offender until the completion of the Rider program. The courts will subsequently determine whether to place this offender on Probation or Term status or to withhold judgment.
14. **Term:** An offender who the courts or the Parole Commission has committed to one of the state prisons.

## Questions?

Vicky Calderón, Principal Research Analyst

Idaho Department of Correction

Evaluation and Compliance

P: 208.658.2147 E: [mcaldero@idoc.idaho.gov](mailto:mcaldero@idoc.idaho.gov)