

IDAHO DEPARTMENT OF CORRECTION

STANDARD REPORT



Photo courtesy Cpt. Chad Page, IMSI

MAY 2016

The Idaho Department of Correction Standard Report: May 2016 Snapshot contains a monthly overview of incarceration and community supervision offenders.

IDAHO
DEPARTMENT OF
CORRECTION



TABLE CONTENTS

Section 1: Incarceration Overview

- 1.1 Admissions and Releases Page 3
- 1.2 Monthly Population Change Page 4
- 1.3 By Crime Group Page 4
- 1.4 By Institution and Legal Status Page 5-6
- 1.5 By Demographics Page 7

Section 2: Community Corrections Overview

- 2.1 Admissions and Releases Page 8
- 2.2 Monthly Population Change Page 9
- 2.3 By Crime Group Page 9
- 2.4 By District and Legal Status Page 10
- 2.5 By Demographics Page 10-11

Section 3: Terms and Definitions

- 3.1 Glossary Page 12-13

SECTION 1: INCARCERATION OVERVIEW

1.1 Admissions and Releases

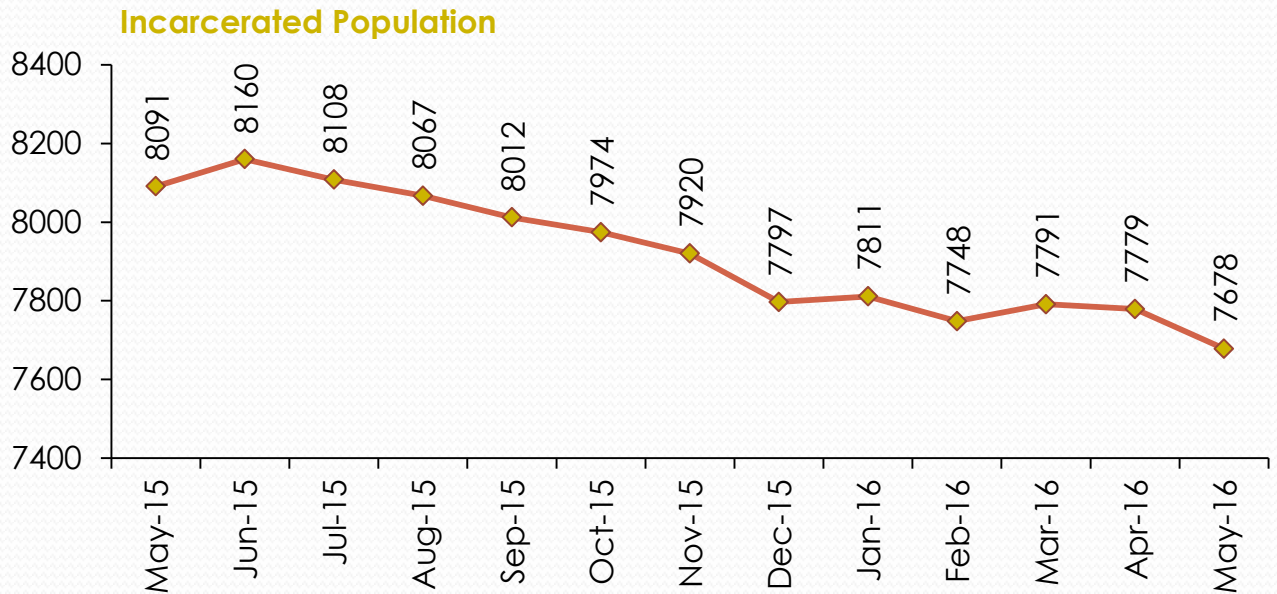
Incarcerated Offender Admissions	Termer	Rider	Parole Violator	Total
Beginning Count as of May 1, 2016	6143	1145	491	7779
New Commitments	53	72	0	125
Revoked Probation	71	116	0	187
Revoked Parole	27	0	0	27
Failed Rider	24	0	0	24
Violated Parole	0	0	157	157
From Other Status	0	1	0	1
Total	175	189	157	521

Incarcerated Offender Releases	Termer	Rider	Parole Violator	Total
To Parole	134	0	142	276
To Probation	0	213	0	213
To Retained Jurisdiction (Rider)	1	0	0	1
To Term Incarceration	0	24	26	50
To Other Status	0	1	0	1
Discharged	55	0	0	55
Total	190	238	168	596

Net Admissions/Releases	Termer	Rider	Parole Violator	Total
Net Admissions/Releases	-15	-49	-11	-75
Ending Count	6128	1096	480	7704
Offenders in Transition*	-11	1	-16	-26
Net Ending Count as of June 1, 2016	6117	1097	464	7678

*Offenders in Transition is an inherent "lag time" in offender movement that may take a few days to be reflected in the data offender management system.

1.2 Monthly Population Change



1.3 Distribution by Crime Group

Crime Group	Term	% Term	Rider	% Rider	Violator	% Violator	Total	% Total
Murder/ Man	417	6.8%	6	0.5%	2	0.4%	425	5.5%
Sex	1390	22.7%	65	5.9%	42	9.1%	1497	19.5%
Assault	1313	21.5%	200	18.2%	101	21.8%	1614	21.0%
Property	1093	17.9%	264	24.1%	131	28.2%	1488	19.4%
Alcohol	402	6.6%	82	7.5%	44	9.5%	528	6.9%
Drug	1497	24.5%	478	43.6%	144	31.0%	2119	27.6%
Pending*	5	0.1%	2	0.2%	0	0.0%	7	0.1%
Total	6117	100%	1097	100%	464	100%	7678	100%
Percentage	79.7%		14.3%		6.0%		100%	

*Pending count reflects the incarcerated offenders waiting to be adjudicated for a new crime or the data has not yet been updated in the data management system.

1.4 Distribution by Institution and Legal Status

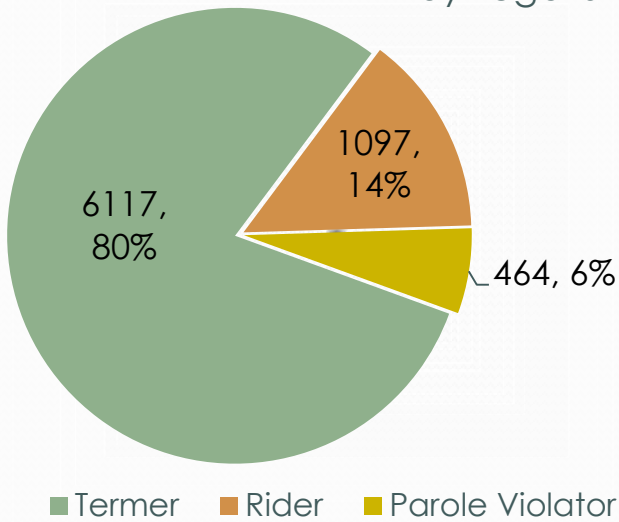
Institutions	Term	Rider	Violator	Total	% Total
IMSI (Male Offenders): Idaho Maximum Security Institution	513	0	2	515	6.7%
ISCI (Male Offenders): Idaho State Correctional Institution	1215	78	50	1343	17.5%
SICI (Male Offenders): South Idaho Correctional Institution	570	0	0	570	7.4%
ICIO (Male Offenders): Idaho Correctional Institution – Orofino	578	5	1	584	7.6%
NICI (Male Offenders): North Idaho Correctional Institution	0	427	0	427	5.6%
SAWC (Male Offenders): St. Anthony Work Camp	234	0	0	234	3.0%
ISCC (Male Offenders): Idaho State Correctional Center	2063	0	49	2112	27.5%
SBWCC (Female Offenders): South Boise Women's Correctional Center	119	143	19	281	3.7%
CAPP (Contract - Male Offenders): Correctional Alternative Placement Program	33	246	109	388	5.1%
PRC-SICI (Female Riders): Pre-Release Center	1	102	0	103	1.3%
PWCC (Female Offenders): Pocatello Women's Correctional Center	260	29	8	297	3.9%
Reentry Centers	Term	Rider	Violator	Total	% Total
CRC Nampa (Male Offenders): Community Reentry Center	83	0	0	83	1.1%
CRC Idaho Falls (Male Offenders): Community Reentry Center	84	0	0	84	1.1%
CRC Treasure Valley (Male Offenders): Community Reentry Center	97	0	0	97	1.3%
CRC East Boise (Female Offenders): Community Reentry Center	99	0	0	99	1.3%

Contract Beds	Term	Rider	Violator	Total	% Total
Bonneville Contract (Contract – County Jail): Bonneville Contract Beds	40	1	0	41	0.5%

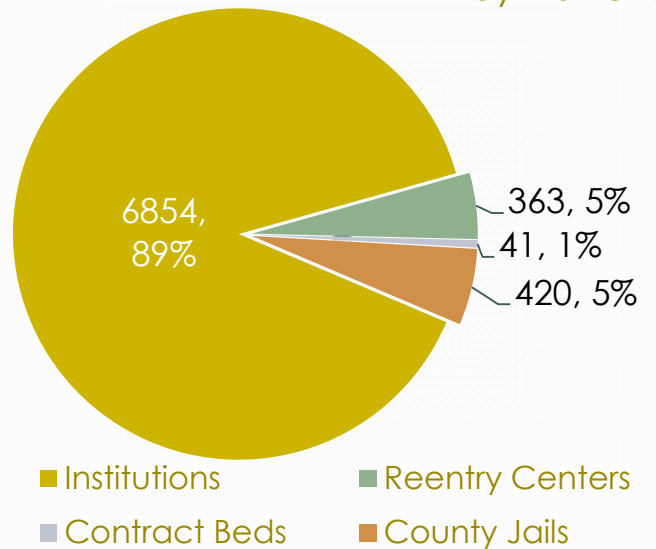
County Jails	Term	Rider	Violator	Total	% Total
County Jails	128	66	226	420	5.5%

Total Distribution By Institution and Legal Status	Term	Rider	Violator	Total	% Total
Total (By Institution & Legal Status): Institutions + Contract Beds + Reentry Centers + County Jails	6117	1097	464	7678	100%

Incarcerated Population
by Legal Status



Incarcerated Population
by Institution



1.5 Distribution by Demographics

Age Range	Term	% Term	Rider	% Rider	Violator	% Violator	Total	% Total
Under 18	0	0.0%	0	0.0%	0	0.0%	0	0.0%
Ages 18-24	632	10.3%	279	25.4%	36	7.8%	947	12.3%
Ages 25-34	2053	33.6%	435	39.7%	209	45.0%	2697	35.1%
Ages 35-44	1579	25.8%	265	24.2%	138	29.7%	1982	25.8%
Ages 45-54	1096	17.9%	83	7.6%	58	12.5%	1237	16.1%
Ages 55-64	561	9.2%	33	3.0%	20	4.3%	614	8.0%
Ages 65+	196	3.2%	2	0.2%	3	0.6%	201	2.6%
Total	6117	100%	1097	100%	464	100%	7678	100%

Ethnicity	Term	% Term	Rider	% Rider	Violator	% Violator	Total	% Total
Asian	23	0.4%	3	0.3%	4	0.9%	30	0.4%
Black	165	2.7%	25	2.3%	15	3.2%	205	2.7%
Hispanic	1037	17.0%	142	12.9%	73	15.7%	1252	16.3%
Indian	224	3.7%	32	2.9%	16	3.4%	272	3.5%
Other	61	1.0%	7	0.6%	5	1.1%	73	1.0%
Unknown	86	1.4%	21	1.9%	5	1.1%	112	1.5%
White	4521	73.9%	867	79.0%	346	74.6%	5734	74.7%
Total	6117	100%	1097	100%	464	100%	7678	100%

Gender	Term	% Term	Rider	% Rider	Violator	% Violator	Total	% Total
Females	567	9.3%	297	27.1%	60	12.9%	924	12%
Males	5550	90.7%	800	72.9%	404	87.1%	6754	88%
Total	6117	100%	1097	100%	464	100%	7678	100%

SECTION 2: COMMUNITY OVERVIEW

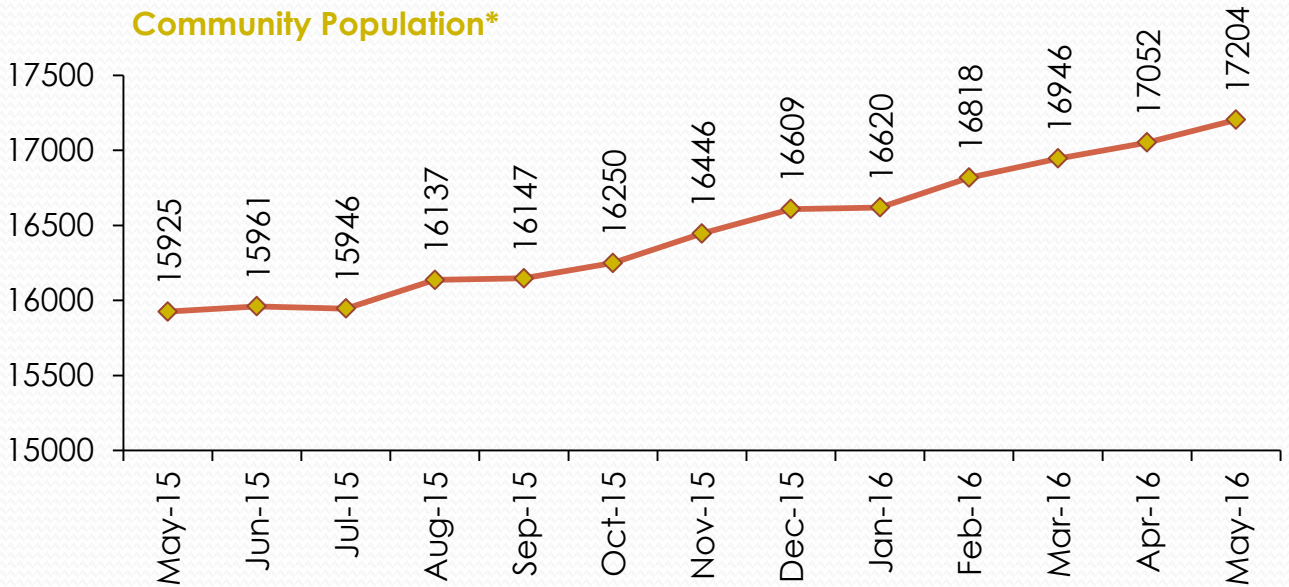
2.1 Admissions and Releases

Community Offender Admissions	Parole	Probation	Total
Beginning Count as of May 1, 2016	4141	11075	15216
New Commitments	1	278	279
Successful Rider	0	213	213
Paroled (New)	134	0	134
Reinstated Parole	142	0	142
From Other Status	0	2	2
Total	277	493	770
Community Offender Releases	Parole	Probation	Total
To Probation or Parole	0	2	2
To Parole Violator	157	0	157
To Retained Jurisdiction (Rider)	0	116	116
To Term Incarceration	1	71	72
Discharged	8	212	220
Total	166	401	567
Net Admissions/Releases	Parole	Probation	Total
Net Admissions/Releases	111	92	203
Gross Ending District Count	4252	11167	15419
Offenders in Transition*	-54	22	-32
Net Ending District Count	4198	11189	15387
Interstate Compact **	585	1232	1817
Net Ending Count as of June 1, 2016 (including Interstate Compact)	4783	12421	17204

*Offenders in Transition is an inherent "lag time" in offender movement that may take a few days to be reflected in the data offender management system.

**Interstate Compact represents Idaho probationers and parolees who are completing their sentence in another state, but are monitored by Idaho.

2.2 Monthly Population Change



2.3 Distribution by Crime Group

Crime Group	Probation	% Probation	Parole	% Parole	Total	% Total
Murder/ Man	36	0.3%	123	2.6%	159	0.9%
Sex	635	5.1%	689	14.4%	1324	7.7%
Assault	1926	15.5%	914	19.1%	2840	16.5%
Property	3073	24.7%	1143	23.9%	4216	24.5%
Alcohol	2012	16.2%	530	11.1%	2542	14.8%
Drug	4526	36.4%	1382	28.9%	5908	34.3%
Pending**	213	1.7%	2	0.0%	215	1.2%
Total	12421	100%	4783	100%	17204	100%
Percentage	72.2%		27.8%		100%	

*Monthly Community Population Change reflects the ending caseload including Interstate Compact offenders.

**Pending Count reflects the community offenders that have not yet been adjudicated or the data has not yet been updated in the data management system.

2.4 Distribution by District and Legal Status

District/Legal Status	Probation	% Probation	Parole	% Parole	Total	% Total
District 0: Limited Supervision Unit	1411	11.4%	550	11.5%	1961	11.4%
District 1: Coeur d'Alene	1675	13.5%	267	5.6%	1942	11.3%
District 2: Lewiston	528	4.3%	115	2.4%	643	3.7%
District 3: Caldwell	1933	15.6%	641	13.4%	2574	15.0%
District 4: Boise	2458	19.8%	1602	33.5%	4060	23.6%
District 5: Twin Falls	1348	10.9%	455	9.5%	1803	10.5%
District 6: Pocatello	752	6.1%	189	4.0%	941	5.5%
District 7: Idaho Falls	1084	8.7%	379	7.9%	1463	8.5%
+ Interstate Compact	1232	9.9%	585	12.2%	1817	10.6%
Total	12421	100%	4783	100%	17204	100%

2.5 Distribution by Demographics

Age Distribution	Probation	% Probation	Parole	% Parole	Total	% Total
Under 18	0	0.0%	0	0.0%	0	0.0%
Ages 18-24	1919	15.4%	176	3.7%	2095	12.2%
Ages 25-34	4470	36.0%	1515	31.7%	5985	34.8%
Ages 35-44	3114	25.1%	1375	28.7%	4489	26.1%
Ages 45-54	1920	15.5%	1087	22.7%	3007	17.5%
Ages 55-64	813	6.5%	513	10.7%	1326	7.7%
Ages 65+	185	1.5%	117	2.4%	302	1.8%
Total	12421	100%	4783	100%	17204	100%

Ethnicity Distribution	Probation	% Probation	Parole	% Parole	Total	% Total
Asian	69	0.6%	35	0.7%	104	0.6%
Black	220	1.8%	155	3.2%	375	2.2%
Hispanic	1302	10.5%	566	11.8%	1868	10.9%
Indian	299	2.4%	134	2.8%	433	2.5%
Other	103	0.8%	44	0.9%	147	0.9%
Unknown	1322	10.6%	71	1.5%	1393	8.1%
White	9106	73.3%	3778	79.0%	12884	74.9%
Total	12421	100%	4783	100%	17204	100%

Gender Distribution	Probation	% Probation	Parole	% Parole	Total	% Total
Females	3543	28.5%	786	16.4%	4329	25.2%
Males	8878	71.5%	3997	83.6%	12875	74.8%
Total	12421	100%	4783	100%	17204	100%

3.1 Glossary

1. **Admission:** An offender who has been committed by the courts to the Idaho Department of Correction. The offender may enter the department's jurisdiction in Probation, Rider, or Term Status. A subsequent change from Probation or Rider to Term is also typically referred to as an admission to Term.
2. **Civil Commitment:** A form of confinement for offenders who are mentally ill, incompetent, alcohol or drug addicted, as contrasted with the criminal commitment for their sentence. Since they represent a per diem obligation to the Idaho Department of Correction, they are grouped with Term offenders.
3. **Discharged Offender:** Offenders whose court commitment is satisfied or who die while under the jurisdiction of the Idaho Department of Correction. Offenders may be discharged from Parole, Probation, Rider, Term or Parole Violator status.
4. **Incarcerated:** Offenders whose court commitment is satisfied or who die while under the jurisdiction of the Idaho Department of Correction. Offenders may be discharged from Parole, Probation, Rider, Term or Parole Violator status.
5. **New Commitment:** An offender who has been committed by the courts to the Idaho Department of Correction for the first time or after satisfying a previous court commitment has been committed for a new crime. They may enter a Probation, Rider, or Term status.
6. **Non-Idaho Offender:** An offender who is sentenced by a jurisdiction other than Idaho, but is housed by the Idaho Department of Correction for security reasons. Since they represent a per diem obligation to the Idaho Department of Correction, they are grouped with Term offenders.
7. **Parole Violator:** An offender who has been placed on parole and then violates the conditions of their parole. Parole Violator status is usually temporary status until a hearing can be conducted to determine if the offender will be returned to Term or Parole status.

8. **Paroled Offender:** An offender that the parole commission has decided to place in society after serving a portion of their sentence. They are supervised by a Parole Officer for the remainder of their court commitment. The offender's status is changed from Term to Parole.
9. **Probation:** An offender that the courts have decided to allow to service their sentence while living in society. They are not incarcerated, but are supervised by a Probation Officer until their court commitment is satisfied.
10. **Reinstated Parole:** An offender who violated their parole and the Parole Commission subsequently decided to reinstate them in Parole status instead of returning them to prison.
11. **Revoked Parole:** An offender who, while on parole, violates the conditions of their parole and is placed back in prison by the Parole Commission. Their status changes back to Term.
12. **Revoked Probation:** An offender who, while serving probation, violates the conditions of their probation and the court changes their sentence to incarceration. The offender's status changes from Probation to Term, or sometimes Rider.
13. **Retained Jurisdiction/Rider Incarcerated (Rider):** An offender committed to an Idaho Department of Correction Rider program. The courts will retain jurisdiction of this offender until the completion of the Rider program. The courts will subsequently determine whether to place this offender on Probation or Term status or to withhold judgment.
14. **Term:** An offender who the courts or the Parole Commission has committed to one of the state prisons.

Questions?

Vicky Calderón, Principal Research Analyst

Idaho Department of Correction

Evaluation and Compliance

P: 208.658.2147 E: mcaldero@idoc.idaho.gov