



# Justice Reinvestment In Idaho

*Impact at Nine Years*

*Report to the Legislature*  
Idaho Dept of Correction  
February 2024



Idaho code 20-216 requires an annual report from Idaho Department of Correction (IDOC) detailing any impact the 2014 Justice Reinvestment legislation has had on our prison population and any savings resulting from its implementation.

## JRI Fast Facts

The JRI legislation was designed to promote the use of evidence-based strategies to improve outcomes. The objective was to provide community resources to the most at-risk probationers and parolees in the community and reserve prison space for those most likely to reoffend.

-Use of the Limited Supervision Unit caseload has saved the state over \$15 million in cost of supervision since 2015.

-Since 2015, IDOC has collected \$3 million for victim restitution and closed over 1400 cases.

-Idaho has spent \$66 million in JRI related activities since FY2015.

-Parole and Probation violations continue to decrease since reaching a high of 1637 and 3358 respectively.

-New Crimes are the most commonly occurring violation followed by absconding and technical violations.

-All types of violations saw slight decreases in 2023.

See figures 1 and 2 (below)

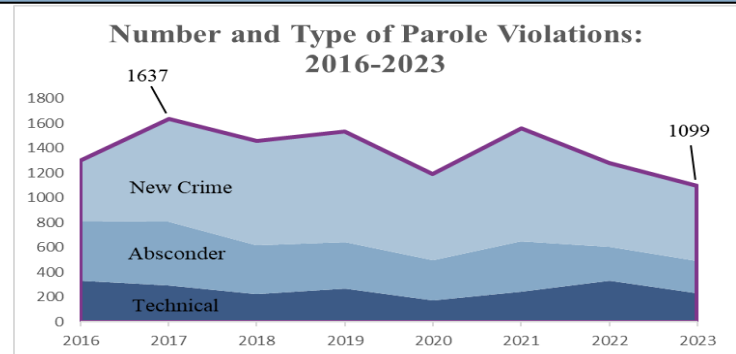


Figure 1, Parole Violations

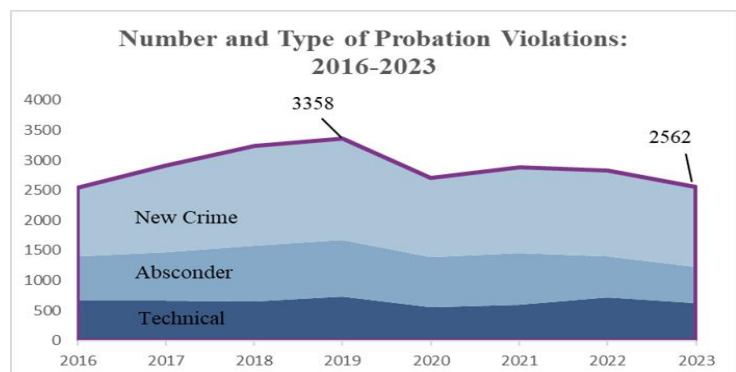


Figure 2, Probation Violations

People convicted of drug crimes continue to make up the largest percentage of the prison population and have increased. People convicted of violent crime have decreased since 2015.

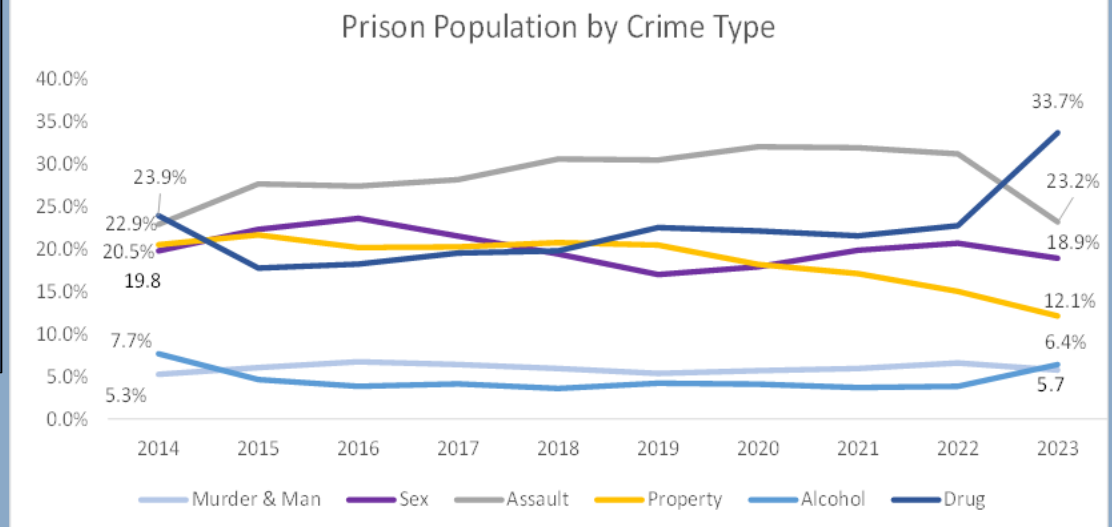
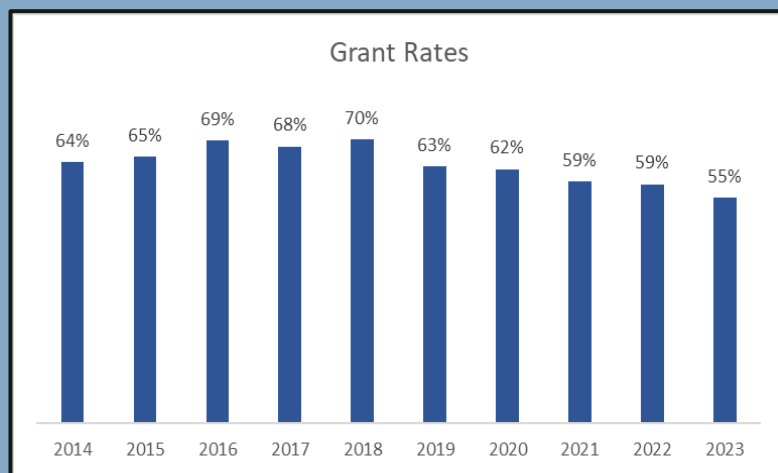


Figure 3, Prison Crime Types

-JRI emphasizes the use of parole guidelines to help standardize the reasoning behind releases and ensure the most violent stay in prison while lower risk individuals are released.  
-For 2023, parole grant rates continued to decline to 55%.

*See figure 4 (right)*



*Figure 4, Parole Grant Rates*

## RECIDIVISM

2020	LSI-R Risk Category	Direct to Probation	Direct to Rider	Direct to Term
Men	Low (0-20)	12.90%	21.30%	21.40%
	Moderate (21-28)	35.10%	51.20%	46.90%
	High (29+)	58.10%	65.10%	59.00%
Women	Low (0-22)	10.40%	19.40%	10.30%
	Moderate (23-30)	30.10%	45.00%	43.20%
	High (31+)	48.30%	58.70%	33.30%

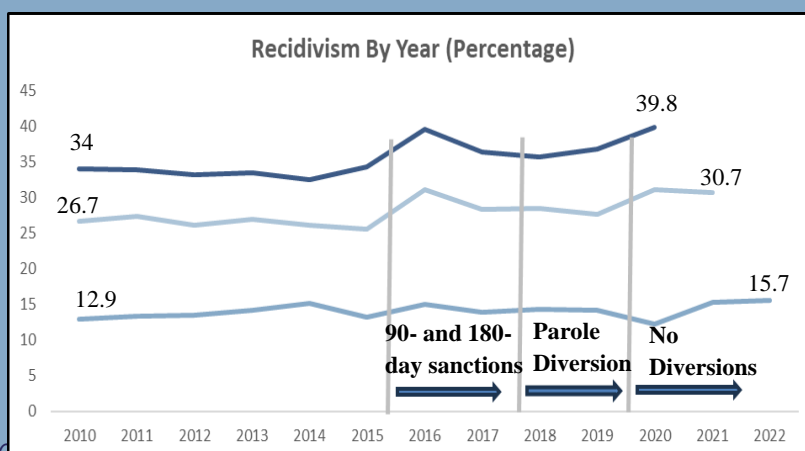
*Figure 5, Recidivism in Pre-Sentence Investigation*

-For the 2020 cohort, as expected low risk individuals had the lowest rates of recidivism.  
-Women had overall lower rates of recidivism compared to men.  
-Men directly sentenced to probation had the lowest recidivism rates, while those sentenced to a rider had the highest.  
-For women, the relationship was more complicated.

*See figure 5 (left)*

The three-year recidivism rate for a release cohort from 2020 rose slightly from 36.8 to 39.8. The one-year recidivism percentage for a release cohort from 2022 also increased from 12.2 to 15.3. The two-year recidivism percentage for a release cohort from 2021 decreased from 31.1 to 30.7.

*See figure 6 (right)*



*Figure 6, Recidivism by Year*

# Idaho's Investments

Since Fiscal Year 2015, Idaho has invested \$66 million in JRI related activities for IDOC and COPP. The total investment below also includes \$2.7 million the legislature dedicated to support implementation of JRI. *See Figure 7 (below)*

Year	SUD	Training	TRAILER BILLS	WBOR	LSI VALIDATION	TOTAL
<b>FY 2015</b>	\$8,400,300.00	\$500,000.00	\$2,784,100.00	\$27,000.00	\$21,500.00	\$11,732,900.00
<b>FY2016</b>	\$8,275,800.00	\$763,700.00		\$27,000.00		\$9,066,500.00
<b>FY 2017</b>	\$8,304,000.00	\$500,000.00		\$27,000.00		\$8,831,000.00
<b>FY 2018</b>	\$8,343,000.00	\$295,000.00		\$27,000.00		\$8,665,000.00
<b>FY 2019</b>	\$8,523,500.00	\$295,000.00		\$27,000.00		\$8,845,500.00
<b>FY 2020</b>	\$5,772,200.00	\$295,000.00		\$27,000.00		\$6,094,200.00
<b>FY 2021</b>	\$2,891,000.00	\$295,000.00		\$27,000.00		\$3,213,000.00
<b>FY 2022</b>	\$2,892,300.00	\$295,000.00		\$27,000.00		\$3,214,300.00
<b>FY 2023</b>	\$2,892,300.00	\$295,000.00		\$27,000.00		\$3,214,300.00
<b>FY 2024</b>	\$2,892,300.00	\$295,000.00		\$27,000.00		\$3,214,300.00
<b>Total</b>	\$59,186,700.00	\$3,828,700.00	\$2,784,100.00	\$270,000.00	\$21,500.00	\$66,091,000.00

Figure 7, Idaho JRI Investment

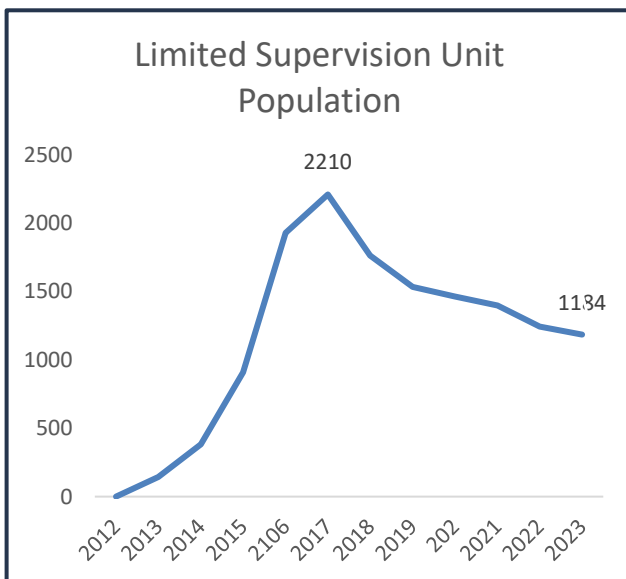


Figure 8, LSU Population

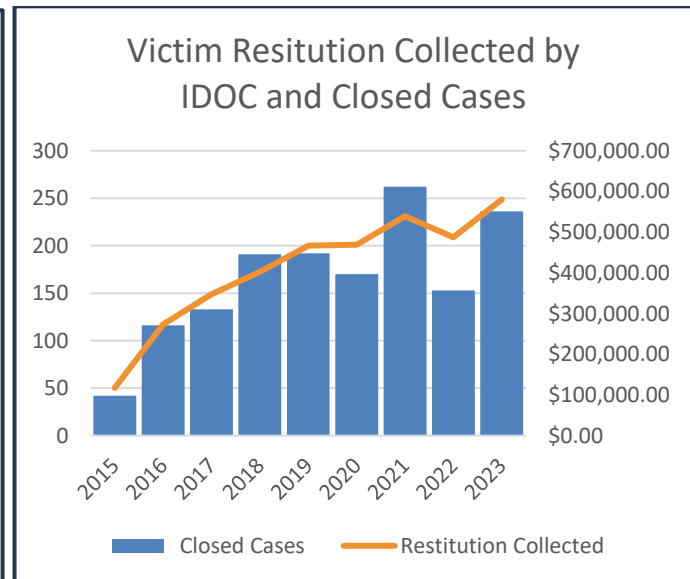


Figure 9, Victim Restitution

-The Limited Supervision Unit (LSU) is for those probationers and parolees whose risks and needs merit less supervision than higher-risk individuals. In 2023 LSU numbers dipped slightly to 1184. *See Figures 8 and 9 respectively (above)*