

# IDAHO DEPARTMENT OF CORRECTION

## STANDARD REPORT



## APRIL 2015

The Idaho Department of Correction Standard Report: April 2015 Snapshot contains a monthly overview of incarceration and community supervision offenders.



Revised March 2016

Revisions made to: Section 2.1 Admissions and Releases

# TABLE *of* CONTENTS

## Section 1: Incarceration Overview

- |     |                                 |          |
|-----|---------------------------------|----------|
| 1.1 | Admissions and Releases         | Page 3   |
| 1.2 | Monthly Population Change       | Page 4   |
| 1.3 | By Crime Group                  | Page 4   |
| 1.4 | By Institution and Legal Status | Page 5-6 |
| 1.5 | By Demographics                 | Page 7   |

## Section 2: Community Corrections Overview

- |     |                              |            |
|-----|------------------------------|------------|
| 2.1 | Admissions and Releases      | Page 8     |
| 2.2 | Monthly Population Change    | Page 9     |
| 2.3 | By Crime Group               | Page 9     |
| 2.4 | By District and Legal Status | Page 10    |
| 2.5 | By Demographics              | Page 10-11 |

## Section 3: Terms and Definitions

- |     |          |            |
|-----|----------|------------|
| 3.1 | Glossary | Page 12-13 |
|-----|----------|------------|

# SECTION 1: INCARCERATION OVERVIEW

## 1.1 Admissions and Releases

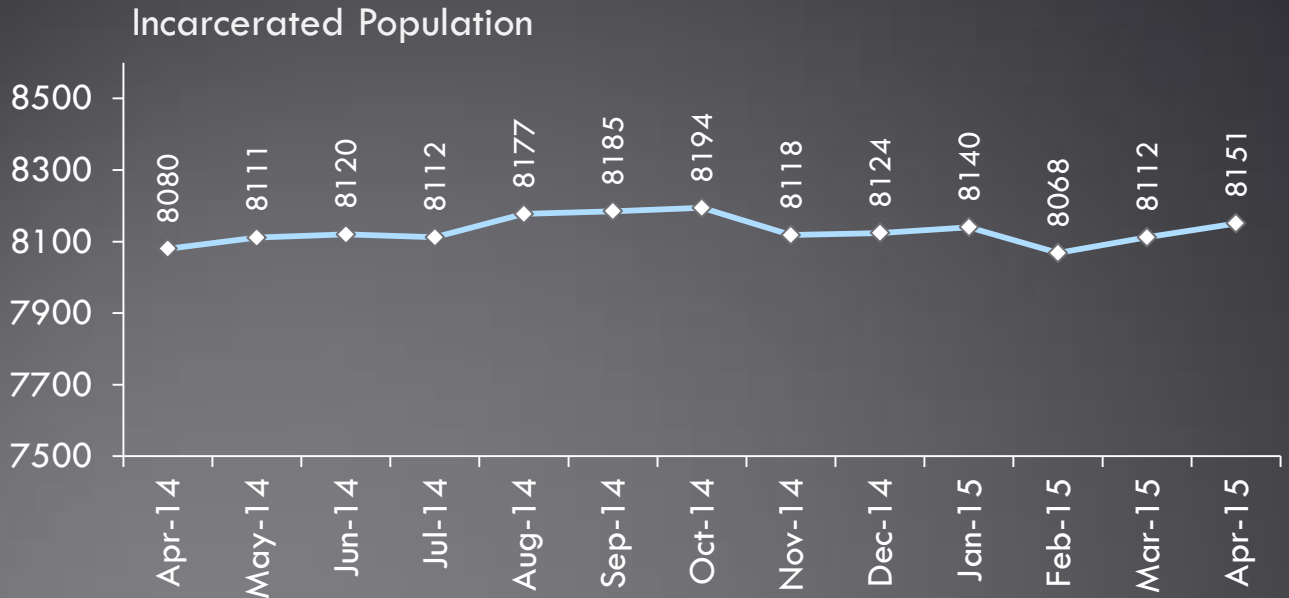
Incarcerated Offender Admissions	Termer	Rider	Parole Violator	Total
<b>Beginning Count as of April 1, 2015</b>	<b>6558</b>	<b>1131</b>	<b>423</b>	<b>8112</b>
New Commitments	49	99	0	148
Revoked Probation	61	104	0	165
Revoked Parole	60	0	0	60
Failed Rider	31	0	0	31
Violated Parole	0	0	122	122
From Other Status	0	0	0	0
<b>Total</b>	<b>201</b>	<b>203</b>	<b>122</b>	<b>526</b>

Incarcerated Offender Releases	Termer	Rider	Parole Violator	Total
To Parole	167	0	51	218
To Probation	2	178	0	180
To Retained Jurisdiction (Rider)	0	0	0	0
To Term Incarceration	0	31	59	90
To Other Status	0	0	0	0
Discharged	34	0	1	35
<b>Total</b>	<b>203</b>	<b>209</b>	<b>111</b>	<b>423</b>

Net Admissions/Releases	Termer	Rider	Parole Violator	Total
<b>Net Admissions/Releases</b>	<b>-2</b>	<b>-6</b>	<b>11</b>	<b>3</b>
Ending Count	6556	1125	434	8115
Offenders in Transition*	3	23	10	36
<b>Net Ending Count as of May 1, 2015</b>	<b>6559</b>	<b>1148</b>	<b>444</b>	<b>8151</b>

\*Offenders in Transition is an inherent "lag time" in offender movement that may take a few days to be reflected in the data offender management system.

## 1.2 Monthly Population Change



## 1.3 Distribution by Crime Group

Crime Group	Term	% Term	Rider	% Rider	Violator	% Violator	Total	% Total
Murder/ Man	419	6.4%	3	0.3%	2	0.5%	424	5.2%
Sex	1429	21.8%	77	6.7%	58	13.1%	1564	19.2%
Assault	1398	21.3%	221	19.3%	92	20.7%	1711	21.0%
Property	1292	19.7%	297	25.9%	104	23.4%	1693	20.8%
Alcohol	484	7.4%	114	9.9%	46	10.4%	644	7.9%
Drug	1533	23.4%	430	37.5%	142	32.0%	2105	25.8%
Pending*	4	0.1%	6	0.5%	0	0.0%	10	0.1%
<b>Total</b>	<b>6559</b>	<b>100%</b>	<b>1148</b>	<b>100%</b>	<b>444</b>	<b>100%</b>	<b>8151</b>	<b>100%</b>
Percentage	80.5%		14.1%		5.4%		100%	

\*Pending count reflects the incarcerated offenders waiting to be adjudicated for a new crime or the data has not yet been updated in the data management system.

## 1.4 Distribution by Institution and Legal Status

Institutions	Term	Rider	Violator	Total	% Total
<b>IMSI</b> (Male Offenders): Idaho Maximum Security Institution	469	1	2	472	5.8%
<b>ISCI</b> (Male Offenders): Idaho State Correctional Institution	1306	99	50	1455	17.9%
<b>SICI</b> (Male Offenders): South Idaho Correctional Institution	561	0	0	561	6.9%
<b>ICIO</b> (Male Offenders): Idaho Correctional Institution – Orofino	561	10	0	571	7.0%
<b>NICI</b> (Male Offenders): North Idaho Correctional Institution	0	406	0	406	5.0%
<b>SAWC</b> (Male Offenders): St. Anthony Work Camp	235	0	0	235	2.9%
<b>ISCC</b> (Male Offenders): Idaho State Correctional Center	2021	0	109	2130	26.1%
<b>SBWCC</b> (Female Offenders): South Boise Women’s Correctional Center	99	176	14	289	3.5%
<b>CAPP</b> (Contract - Male Offenders): Correctional Alternative Placement Program	43	43	53	417	5.1%
<b>PRC-SICI</b> (Female Riders): Pre-Release Center	49	49	0	98	1.2%
<b>PRCC</b> (Female Offenders): Pocatello Women’s Correctional Center	254	34	16	304	3.7%

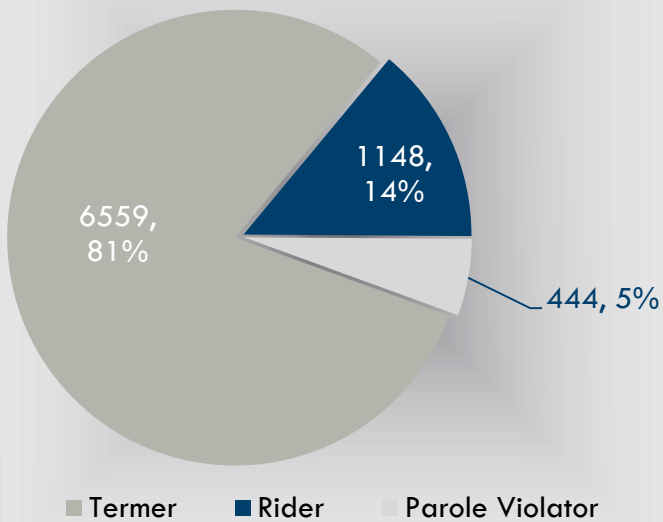
Reentry Centers	Term	Rider	Violator	Total	% Total
<b>CRC Nampa</b> (Male Offenders): Community Reentry Center	84	0	0	84	1.0%
<b>CRC Idaho Falls</b> (Male Offenders): Community Reentry Center	84	0	0	84	1.0%
<b>CRC Treasure Valley</b> (Male Offenders): Community Reentry Center	99	0	0	99	1.2%
<b>CRC East Boise</b> (Female Offenders): Community Reentry Center	98	0	0	98	1.2%

Contract Beds	Term	Rider	Violator	Total	% Total
<b>Kit Carson</b> (Contract - Male Offenders): Kit Carson Contract Beds	210	0	0	210	2.6%
<b>Bonneville Contract</b> (Contract – County Jail): Bonneville Contract Beds	85	0	0	85	1.0%

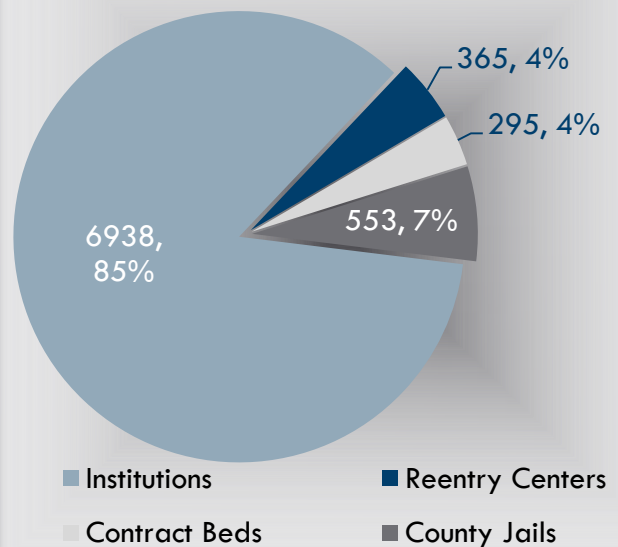
County Jails	Term	Rider	Violator	Total	% Total
<b>County Jails</b>	301	52	200	553	6.8%

Total Distribution By Institution and Legal Status	Term	Rider	Violator	Total	% Total
<b>Total</b> (By Institution & Legal Status): Institutions + Contract Beds + Reentry Centers + County Jails	6559	1148	444	8151	100%

Incarcerated Population  
by Legal Status



Incarcerated Population  
by Institution



## 1.5 Distribution by Demographics

Age Range	Term	% Term	Rider	% Rider	Violator	% Violator	Total	% Total
Under 18	0	0.0%	0	0.0%	0	0.0%	0	0.0%
Ages 18-24	712	10.9%	324	28.2%	38	8.6%	1074	13.2%
Ages 25-34	2178	33.2%	427	37.2%	188	42.3%	2793	34.3%
Ages 35-44	1684	25.7%	256	22.3%	136	30.6%	2076	25.5%
Ages 45-54	1227	18.7%	100	8.7%	60	13.5%	1387	17.0%
Ages 55-64	576	8.8%	35	3.0%	21	4.7%	632	7.8%
Ages 65+	182	2.8%	6	0.5%	1	0.2%	189	2.3%
<b>Total</b>	<b>6559</b>	<b>100%</b>	<b>1148</b>	<b>100%</b>	<b>444</b>	<b>100%</b>	<b>8151</b>	<b>100%</b>

Ethnicity	Term	% Term	Rider	% Rider	Violator	% Violator	Total	% Total
Asian	31	0.5%	3	0.3%	0	0.0%	34	0.4%
Black	198	3.0%	26	2.3%	6	1.4%	230	2.8%
Hispanic	974	14.8%	164	14.3%	59	13.3%	1197	14.7%
Indian	267	4.1%	38	3.3%	11	2.5%	316	3.9%
Other	69	1.1%	9	0.8%	5	1.1%	83	1.0%
Unknown	101	1.5%	26	2.3%	2	0.5%	129	1.6%
White	4919	75.0%	882	76.8%	361	81.3%	6162	75.6%
<b>Total</b>	<b>6559</b>	<b>100%</b>	<b>1148</b>	<b>100%</b>	<b>444</b>	<b>100%</b>	<b>8151</b>	<b>100%</b>

Gender	Term	% Term	Rider	% Rider	Violator	% Violator	Total	% Total
Females	663	10.1%	280	24.4%	63	14.2%	1006	12.3%
Males	5896	89.9%	868	75.6%	381	85.8%	7145	87.7%
<b>Total</b>	<b>6559</b>	<b>100%</b>	<b>1148</b>	<b>100%</b>	<b>444</b>	<b>100%</b>	<b>8151</b>	<b>100%</b>



## SECTION 2: COMMUNITY OVERVIEW

### 2.1 Admissions and Releases

Community Offender Admissions	Parole	Probation	Total
<b>Beginning Count as of April 1, 2015</b>	<b>3324</b>	<b>10721</b>	<b>14045</b>
New Commitments	3	285	288
Successful Rider	0	199	199
Paroled (New)	173	0	173
Reinstated Parole	62	0	62
From Other Status	0	2	2
<b>Total</b>	<b>238</b>	<b>486</b>	<b>724</b>

Community Offender Releases	Parole	Probation	Total
To Probation or Parole	0	0	0
To Parole Violator	122	0	122
To Retained Jurisdiction (Rider)	0	102	102
To Term Incarceration	1	61	62
Discharged	61	240	301
<b>Total</b>	<b>184</b>	<b>403</b>	<b>587</b>

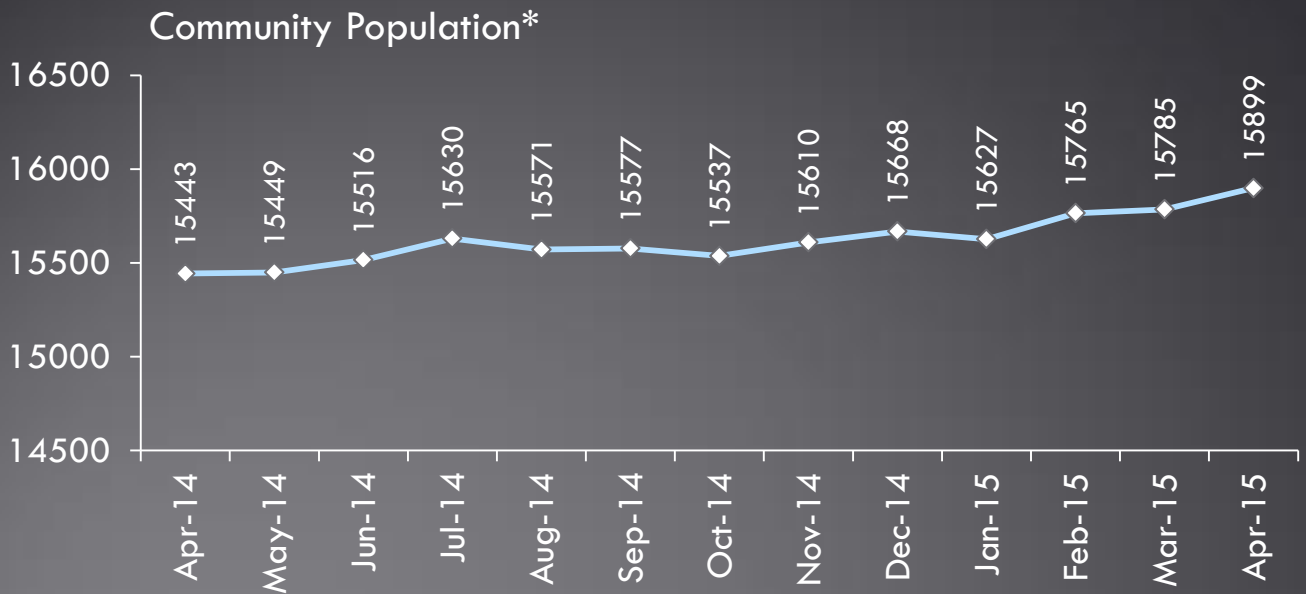
Net Admissions/Releases	Parole	Probation	Total
<b>Net Admissions/Releases</b>	<b>54</b>	<b>83</b>	<b>137</b>
Gross Ending District Count	3378	10804	14182
Offenders in Transition*	-18	-23	-41
<b>Net Ending District Count</b>	<b>339</b>	<b>10765</b>	<b>14155</b>
Interstate Compact **	527	1232	1759
<b>Net Ending Count as of May 1, 2015</b> (including Interstate Compact)	<b>3878</b>	<b>12021</b>	<b>15899</b>

\*Offenders in Transition is an inherent "lag time" in offender movement that may take a few days to be reflected in the data offender management system.

\*\*Interstate Compact represents Idaho probationers and parolees who are completing their sentence in another state, but are monitored by Idaho.



## 2.2 Monthly Population Change



## 2.3 Distribution by Crime Group

Crime Group	Probation	% Probation	Parole	% Parole	Total	% Total
Murder/ Man	34	0.3%	120	3.1%	154	1.0%
Sex	617	5.1%	572	14.7%	1189	7.5%
Assault	1838	15.3%	755	19.5%	2593	16.3%
Property	3153	26.2%	918	23.7%	4071	25.6%
Alcohol	2075	17.3%	445	11.5%	2520	15.9%
Drug	4168	34.7%	1067	27.5%	5235	32.9%
Pending**	136	1.1%	1	0.0%	137	0.9%
<b>Total</b>	<b>12021</b>	<b>100%</b>	<b>3878</b>	<b>100%</b>	<b>15899</b>	<b>100%</b>
Percentage	75.6%		24.4%		100%	

\*Monthly Community Population Change reflects the ending caseload including Interstate Compact offenders.

\*\*Pending Count reflects the community offenders that have not yet been adjudicated or the data has not yet been updated in the data management system.

## 2.4 Distribution by District and Legal Status

District/Legal Status	Probation	% Probation	Parole	% Parole	Total	% Total
<b>District 0:</b> Limited Supervision Unit	543	4.5%	160	4.1%	703	4.4%
<b>District 1:</b> Coeur d'Alene	1687	14.0%	250	6.4%	1937	12.2%
<b>District 2:</b> Lewiston	548	4.6%	83	2.1%	631	4.0%
<b>District 3:</b> Caldwell	2148	17.9%	604	15.6%	2752	17.3%
<b>District 4:</b> Boise	2634	21.9%	1370	35.3%	4004	25.2%
<b>District 5:</b> Twin Falls	1351	11.2%	412	10.6%	1763	11.1%
<b>District 6:</b> Pocatello	726	6.0%	150	3.9%	876	5.5%
<b>District 7:</b> Idaho Falls	1144	9.5%	331	8.5%	1475	9.3%
+ Interstate Compact	1240	10.3%	518	13.4%	1758	11.1%
<b>Total</b>	<b>12021</b>	<b>100%</b>	<b>3878</b>	<b>100%</b>	<b>15899</b>	<b>100%</b>

## 2.5 Distribution by Demographics

Age Distribution	Probation	% Probation	Parole	% Parole	Total	% Total
Under 18	2	0.0%	0	0.0%	2	0.0%
Ages 18-24	1980	16.5%	135	3.5%	2115	13.3%
Ages 25-34	4291	35.7%	1267	32.7%	5558	35.0%
Ages 35-44	2889	24.0%	1099	28.3%	3988	25.1%
Ages 45-54	1872	15.6%	879	22.7%	2751	17.3%
Ages 55-64	812	6.8%	392	10.1%	1204	7.6%
Ages 65+	175	1.5%	106	2.7%	281	1.8%
<b>Total</b>	<b>12021</b>	<b>100%</b>	<b>3878</b>	<b>100%</b>	<b>15899</b>	<b>100%</b>

Ethnicity Distribution	Probation	% Probation	Parole	% Parole	Total	% Total
Asian	71	0.6%	38	1.0%	109	0.7%
Black	206	1.7%	116	3.0%	322	2.0%
Hispanic	1291	10.7%	486	12.5%	1777	11.2%
Indian	287	2.4%	93	2.4%	380	2.4%
Other	87	0.7%	29	0.7%	116	0.7%
Unknown	1146	9.5%	58	1.5%	1204	7.6%
White	8933	74.3%	3058	78.9%	11991	75.4%
<b>Total</b>	<b>12021</b>	<b>100%</b>	<b>3878</b>	<b>100%</b>	<b>15899</b>	<b>100%</b>

Gender Distribution	Probation	% Probation	Parole	% Parole	Total	% Total
Females	3313	27.6%	603	15.5%	3916	24.6%
Males	8708	72.4%	3275	84.5%	11983	75.4%
<b>Total</b>	<b>12021</b>	<b>100%</b>	<b>3878</b>	<b>100%</b>	<b>15899</b>	<b>100%</b>

# SECTION 3: TERMS AND DEFINITIONS

## 3.1 Glossary

1. **Admission:** An offender who has been committed by the courts to the Idaho Department of Correction. The offender may enter the department's jurisdiction in Probation, Rider, or Term Status. A subsequent change from Probation or Rider to Term is also typically referred to as an admission to Term.
2. **Civil Commitment:** A form of confinement for offenders who are mentally ill, incompetent, alcohol or drug addicted, as contrasted with the criminal commitment for their sentence. Since they represent a per diem obligation to the Idaho Department of Correction, they are grouped with Term offenders.
3. **Discharged Offender:** Offenders whose court commitment is satisfied or who die while under the jurisdiction of the Idaho Department of Correction. Offenders may be discharged from Parole, Probation, Rider, Term or Parole Violator status.
4. **Incarcerated:** Offenders whose court commitment is satisfied or who die while under the jurisdiction of the Idaho Department of Correction. Offenders may be discharged from Parole, Probation, Rider, Term or Parole Violator status.
5. **New Commitment:** An offender who has been committed by the courts to the Idaho Department of Correction for the first time or after satisfying a previous court commitment has been committed for a new crime. They may enter a Probation, Rider, or Term status.
6. **Non-Idaho Offender:** An offender who is sentenced by a jurisdiction other than Idaho, but is housed by the Idaho Department of Correction for security reasons. Since they represent a per diem obligation to the Idaho Department of Correction, they are grouped with Term offenders.
7. **Parole Violator:** An offender who has been placed on parole and then violates the conditions of their parole. Parole Violator status is usually temporary status until a hearing can be conducted to determine if the offender will be returned to Term or Parole status.

8. **Paroled Offender:** An offender that the parole commission has decided to place in society after serving a portion of their sentence. They are supervised by a Parole Officer for the remainder of their court commitment. The offender's status is changed from Term to Parole.
9. **Probation:** An offender that the courts have decided to allow to service their sentence while living in society. They are not incarcerated, but are supervised by a Probation Officer until their court commitment is satisfied.
10. **Reinstated Parole:** An offender who violated their parole and the Parole Commission subsequently decided to reinstate them in Parole status instead of returning them to prison.
11. **Revoked Parole:** An offender who, while on parole, violates the conditions of their parole and is placed back in prison by the Parole Commission. Their status changes back to Term.
12. **Revoked Probation:** An offender who, while serving probation, violates the conditions of their probation and the court changes their sentence to incarceration. The offender's status changes from Probation to Term, or sometimes Rider.
13. **Retained Jurisdiction/Rider Incarcerated (Rider):** An offender committed to an Idaho Department of Correction Rider program. The courts will retain jurisdiction of this offender until the completion of the Rider program. The courts will subsequently determine whether to place this offender on Probation or Term status or to withhold judgment.
14. **Term:** An offender who the courts or the Parole Commission has committed to one of the state prisons.

## Questions?

Vicky Calderón, Principal Research Analyst

Idaho Department of Correction

Evaluation and Compliance: Research and Analysis

P: 208.658.2147 E: [mcaldero@idoc.idaho.gov](mailto:mcaldero@idoc.idaho.gov)

