

# IDAHO DEPARTMENT OF CORRECTION

## STANDARD REPORT



Photo courtesy Sgt. Guy Jenkins, IMSI

## AUGUST 2016

The Idaho Department of Correction Standard Report: August 2016  
Snapshot contains a monthly overview of incarceration and  
community supervision offenders.



# TABLE *of* CONTENTS

## Section 1: Incarceration Overview

- 1.1 Admissions and Releases Page 3
- 1.2 Monthly Population Change Page 4
- 1.3 By Crime Group Page 4
- 1.4 By Institution and Legal Status Page 5-6
- 1.5 By Demographics Page 7

## Section 2: Community Corrections Overview

- 2.1 Admissions and Releases Page 8
- 2.2 Monthly Population Change Page 9
- 2.3 By Crime Group Page 9
- 2.4 By District and Legal Status Page 10
- 2.5 By Demographics Page 10-11

## Section 3: Terms and Definitions

- 3.1 Glossary Page 12-13

# SECTION 1: INCARCERATION OVERVIEW

## 1.1 Admissions and Releases

Incarcerated Offender Admissions	Termer	Rider	Parole Violator	Total
<b>Beginning Count as of August 1, 2016</b>	<b>6066</b>	<b>1234</b>	<b>488</b>	<b>7788</b>
New Commitments	57	99	0	156
Revoked Probation	79	105	0	184
Revoked Parole	30	0	0	30
Failed Rider	21	0	0	21
Violated Parole	0	0	206	206
From Other Status	0	0	0	0
<b>Total</b>	<b>187</b>	<b>204</b>	<b>206</b>	<b>597</b>

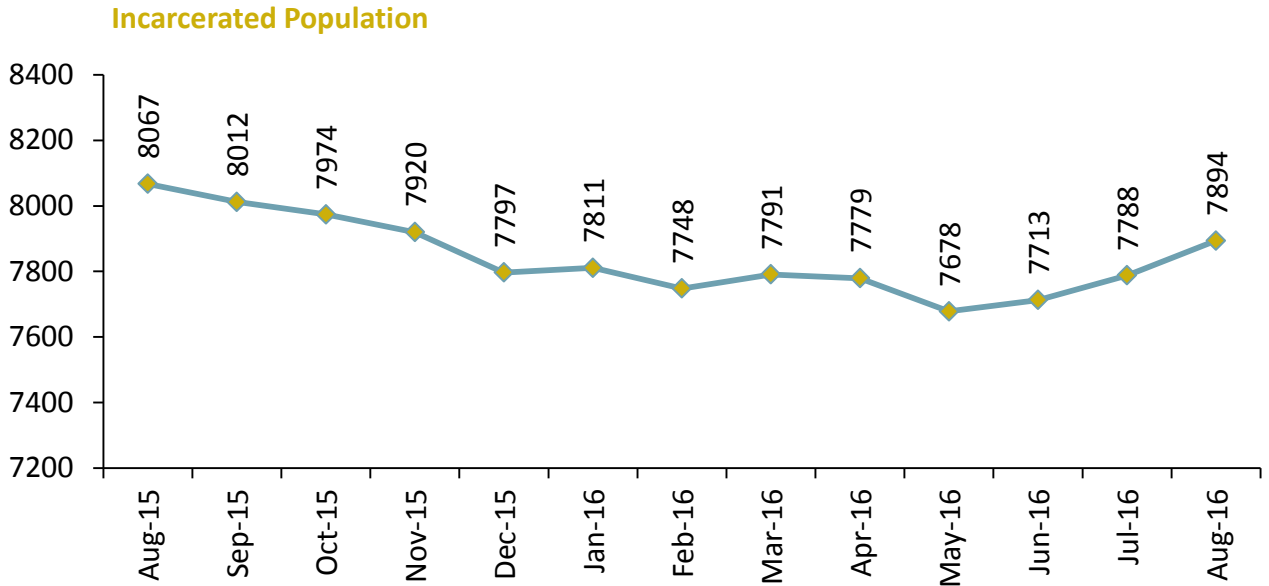
Incarcerated Offender Releases	Termer	Rider	Parole Violator	Total
To Parole	154	0	135	289
To Probation	0	77	0	77
To Retained Jurisdiction (Rider)	0	0	0	0
To Term Incarceration	0	21	30	51
To Other Status	1	0	0	1
Discharged	46	0	0	46
<b>Total</b>	<b>201</b>	<b>98</b>	<b>165</b>	<b>464</b>

Net Admissions/Releases	Termer	Rider	Parole Violator	Total
<b>Net Admissions/Releases</b>	<b>-14</b>	<b>106</b>	<b>41</b>	<b>133</b>
Ending Count	6052	1340	529	7921
Offenders in Transition*	10	-8	-29	-27
<b>Net Ending Count as of September 1, 2016</b>	<b>6062</b>	<b>1332</b>	<b>500</b>	<b>7894</b>

Note: Admission and release counts are reflective as of date the data was pulled for this report (10/24/2016).

\*Offenders in Transition is an inherent "lag time" in offender movement that may take a few days to be reflected in the data offender management system.

## 1.2 Monthly Population Change



## 1.3 Distribution by Crime Group

Crime Group	Term	% Term	Rider	% Rider	Violator	% Violator	Total	% Total
Murder/ Man	461	7.6%	3	0.2%	3	0.6%	467	5.9%
Sex	1521	25.1%	72	5.4%	57	11.4%	1650	20.9%
Assault	1621	26.7%	276	20.7%	162	32.4%	2059	26.1%
Property	1163	19.2%	379	28.5%	136	27.2%	1678	21.3%
Alcohol	247	4.1%	85	6.4%	23	4.6%	355	4.5%
Drug	1039	17.1%	512	38.4%	119	23.8%	1670	21.2%
Pending*	10	0.2%	5	0.4%	0	0.0%	15	0.2%
<b>Total</b>	<b>6062</b>	<b>100%</b>	<b>1332</b>	<b>100%</b>	<b>500</b>	<b>100%</b>	<b>7894</b>	<b>100%</b>
Percentage	76.8%		16.9%		6.3%		100%	

\*Pending count reflects the incarcerated offenders waiting to be adjudicated for a new crime or the data has not yet been updated in the data management system.

## 1.4 Distribution by Institution and Legal Status

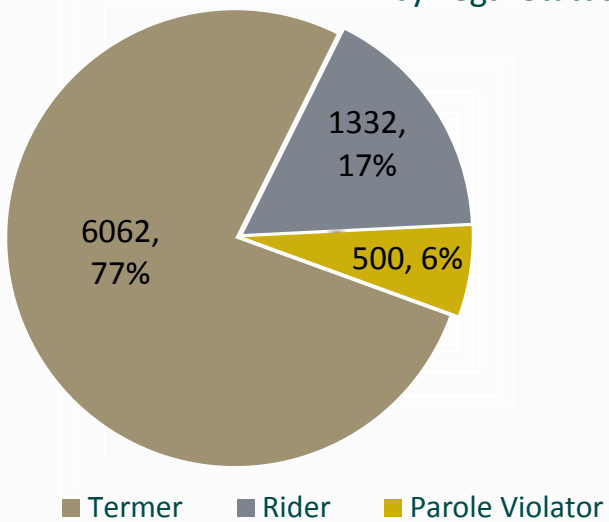
Institutions	Term	Rider	Violator	Total	% Total
<b>IMSI (Male Offenders):</b> Idaho Maximum Security Institution	497	0	3	500	6.3%
<b>ISCI (Male Offenders):</b> Idaho State Correctional Institution	1215	116	71	1402	17.8%
<b>SICI (Male Offenders):</b> South Idaho Correctional Institution	557	0	0	557	7.1%
<b>ICIO (Male Offenders):</b> Idaho Correctional Institution – Orofino	563	16	0	579	7.3%
<b>NICI (Male Offenders):</b> North Idaho Correctional Institution	1	406	0	407	5.2%
<b>SAWC (Male Offenders):</b> St. Anthony Work Camp	242	0	0	242	3.1%
<b>ISCC (Male Offenders):</b> Idaho State Correctional Center	2058	0	52	2110	26.7%
<b>SBWCC (Female Offenders):</b> South Boise Women’s Correctional Center	105	161	7	273	3.5%
<b>CAPP (Contract - Male Offenders):</b> Correctional Alternative Placement Program	16	348	63	427	5.4%
<b>PRC-SICI (Female Riders):</b> Pre-Release Center	3	95	0	98	1.2%
<b>PWCC (Female Offenders):</b> Pocatello Women’s Correctional Center	250	50	15	315	4.0%
Reentry Centers	Term	Rider	Violator	Total	% Total
<b>CRC Nampa (Male Offenders):</b> Community Reentry Center	79	0	0	79	1.0%
<b>CRC Idaho Falls (Male Offenders):</b> Community Reentry Center	83	0	0	83	1.1%
<b>CRC Treasure Valley (Male Offenders):</b> Community Reentry Center	100	0	0	100	1.3%
<b>CRC East Boise (Female Offenders):</b> Community Reentry Center	97	0	0	97	1.2%

Contract Beds	Term	Rider	Violator	Total	% Total
<b>Bonneville Contract</b> (Contract – County Jail): Bonneville Contract Beds	30	23	41	94	1.2%

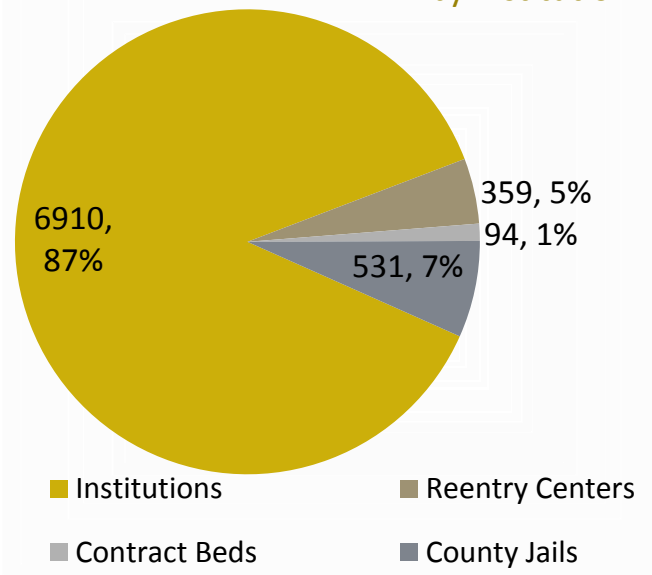
County Jails	Term	Rider	Violator	Total	% Total
<b>County Jails</b>	166	117	248	531	6.7%

Total Distribution By Institution and Legal Status	Term	Rider	Violator	Total	% Total
<b>Total</b> (By Institution & Legal Status): Institutions + Contract Beds + Reentry Centers + County Jails	6062	1332	500	7894	100%

Incarcerated Population  
by Legal Status



Incarcerated Population  
by Institution



## 1.5 Distribution by Demographics

Age Range	Term	% Term	Rider	% Rider	Violator	% Violator	Total	% Total
Under 18	0	0.0%	0	0.0%	0	0.0%	0	0.0%
18-24	636	10.5%	360	27.0%	25	5.0%	1021	12.9%
25-34	1997	32.9%	523	39.3%	215	43.0%	2735	34.6%
35-44	1594	26.3%	289	21.7%	147	29.4%	2030	25.7%
45-54	1072	17.7%	117	8.8%	83	16.6%	1272	16.1%
55-64	559	9.2%	38	2.9%	29	5.8%	626	7.9%
Ages 65+	204	3.4%	5	0.4%	1	0.2%	210	2.7%
<b>Total</b>	<b>6062</b>	<b>100%</b>	<b>1332</b>	<b>100%</b>	<b>500</b>	<b>100%</b>	<b>7894</b>	<b>100%</b>

Ethnicity	Term	% Term	Rider	% Rider	Violator	% Violator	Total	% Total
Asian	25	0.4%	4	0.3%	2	0.4%	31	0.4%
Black	155	2.6%	23	1.7%	21	4.2%	199	2.5%
Hispanic	1020	16.8%	167	12.5%	67	13.4%	1254	15.9%
Indian	234	3.9%	45	3.4%	17	3.4%	296	3.7%
Other	63	1.0%	7	0.5%	4	0.8%	74	0.9%
Unknown	78	1.3%	41	3.1%	4	0.8%	123	1.6%
White	4487	74.0%	1045	78.5%	385	77.0%	5917	75.0%
<b>Total</b>	<b>6062</b>	<b>100%</b>	<b>1332</b>	<b>100%</b>	<b>500</b>	<b>100%</b>	<b>7894</b>	<b>100%</b>

Gender	Term	% Term	Rider	% Rider	Violator	% Violator	Total	% Total
Females	548	9.0%	353	26.5%	62	12.4%	963	12.2%
Males	5514	91.0%	979	73.5%	438	87.6%	6931	87.8%
<b>Total</b>	<b>6062</b>	<b>100%</b>	<b>1332</b>	<b>100%</b>	<b>500</b>	<b>100%</b>	<b>7894</b>	<b>100%</b>

# SECTION 2: COMMUNITY OVERVIEW

## 2.1 Admissions and Releases

Community Offender Admissions	Parole	Probation	Total
<b>Beginning Count as of August 1, 2016</b>	<b>4227</b>	<b>11124</b>	<b>15351</b>
New Commitments	2	281	283
Successful Rider	0	77	77
Paroled (New)	154	0	154
Reinstated Parole	135	0	135
From Other Status	0	1	1
<b>Total</b>	<b>291</b>	<b>359</b>	<b>650</b>

Community Offender Releases	Parole	Probation	Total
To Probation or Parole	1	0	1
To Parole Violator	206	0	206
To Retained Jurisdiction (Rider)	0	105	105
To Term Incarceration	0	79	79
Discharged	6	228	234
<b>Total</b>	<b>213</b>	<b>412</b>	<b>625</b>

Net Admissions/Releases	Parole	Probation	Total
<b>Net Admissions/Releases</b>	78	-53	25
Gross Ending District Count	4305	11071	15376
Offenders in Transition*	-124	-52	-176
<b>Net Ending District Count</b>	4181	11019	15200
Interstate Compact **	582	1236	1818
<b>Net Ending Count as of September 1, 2016</b> (including Interstate Compact)	<b>4763</b>	<b>12255</b>	<b>17018</b>

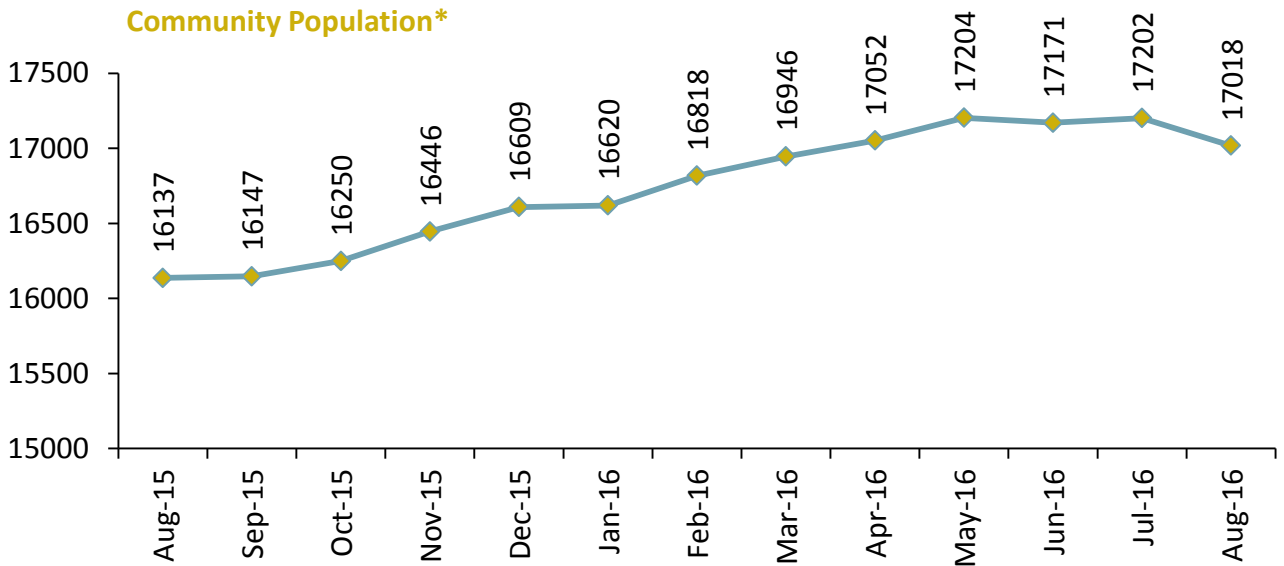
Note: Admission and release counts are reflective as of date the data was pulled for this report (10/24/2016).

\*Offenders in Transition is an inherent "lag time" in offender movement that may take a few days to be reflected in the data offender management system.

\*\*Interstate Compact represents Idaho probationers and parolees who are completing their sentence in another state, but are monitored by Idaho.



## 2.2 Monthly Population Change



## 2.3 Distribution by Crime Group

Crime Group	Probation	% Probation	Parole	% Parole	Total	% Total
Murder/ Man	53	0.4%	142	3.0%	195	1.1%
Sex	682	5.6%	777	16.3%	1459	8.6%
Assault	2145	17.5%	1188	24.9%	3333	19.6%
Property	3360	27.4%	1278	26.8%	4638	27.3%
Alcohol	1715	14.0%	306	6.4%	2021	11.9%
Drug	4080	33.3%	1070	22.5%	5150	30.3%
Pending**	220	1.8%	2	0.0%	222	1.3%
<b>Total</b>	<b>12255</b>	<b>100%</b>	<b>4763</b>	<b>100%</b>	<b>17018</b>	<b>100%</b>
Percentage	72.0%		28.0%		100%	

\*Monthly Community Population Change reflects the ending caseload including Interstate Compact offenders.

\*\*Pending Count reflects the community offenders that have not yet been adjudicated or the data has not yet been updated in the data management system.

## 2.4 Distribution by District and Legal Status

District/Legal Status	Probation	% Probation	Parole	% Parole	Total	% Total
<b>District 0:</b> Limited Supervision Unit	1569	12.8%	635	13.3%	2204	13.0%
<b>District 1:</b> Coeur d'Alene	1554	12.7%	258	5.4%	1812	10.6%
<b>District 2:</b> Lewiston	492	4.0%	102	2.1%	594	3.5%
<b>District 3:</b> Caldwell	1950	15.9%	639	13.4%	2589	15.2%
<b>District 4:</b> Boise	2363	19.3%	1548	32.5%	3911	23.0%
<b>District 5:</b> Twin Falls	1282	10.5%	456	9.6%	1738	10.2%
<b>District 6:</b> Pocatello	773	6.3%	181	3.8%	954	5.6%
<b>District 7:</b> Idaho Falls	1036	8.5%	362	7.6%	1398	8.2%
+ Interstate Compact	1236	10.1%	582	12.2%	1818	10.7%
<b>Total</b>	<b>12255</b>	<b>100%</b>	<b>4763</b>	<b>100%</b>	<b>17018</b>	<b>100%</b>

## 2.5 Distribution by Demographics

Age Distribution	Probation	% Probation	Parole	% Parole	Total	% Total
Under 18	2	0.0%	0	0.0%	2	0.0%
Ages 18-24	1789	14.6%	174	3.7%	1963	11.5%
Ages 25-34	4432	36.2%	1516	31.8%	5948	35.0%
Ages 35-44	3111	25.4%	1374	28.8%	4485	26.4%
Ages 45-54	1913	15.6%	1062	22.3%	2975	17.5%
Ages 55-64	825	6.7%	524	11.0%	1349	7.9%
Ages 65+	183	1.5%	113	2.4%	296	1.7%
<b>Total</b>	<b>12255</b>	<b>100%</b>	<b>4763</b>	<b>100%</b>	<b>17018</b>	<b>100%</b>

Ethnicity Distribution	Probation	% Probation	Parole	% Parole	Total	% Total
Asian	68	0.6%	37	0.8%	105	0.6%
Black	230	1.9%	159	3.3%	389	2.3%
Hispanic	1298	10.6%	573	12.0%	1871	11.0%
Indian	293	2.4%	119	2.5%	412	2.4%
Other	106	0.9%	46	1.0%	152	0.9%
Unknown	1291	10.5%	73	1.5%	1364	8.0%
White	8969	73.2%	3756	78.9%	12725	74.8%
<b>Total</b>	<b>12255</b>	<b>100%</b>	<b>4763</b>	<b>100%</b>	<b>17018</b>	<b>100%</b>

Gender Distribution	Probation	% Probation	Parole	% Parole	Total	% Total
Females	3556	29.0%	789	16.6%	4345	25.5%
Males	8699	71.0%	3974	83.4%	12673	74.5%
<b>Total</b>	<b>12255</b>	<b>100%</b>	<b>4763</b>	<b>100%</b>	<b>17018</b>	<b>100%</b>

## 3.1 Glossary

1. **Admission:** An offender who has been committed by the courts to the Idaho Department of Correction. The offender may enter the department's jurisdiction in Probation, Rider, or Term Status. A subsequent change from Probation or Rider to Term is also typically referred to as an admission to Term.
2. **Civil Commitment:** A form of confinement for offenders who are mentally ill, incompetent, alcohol or drug addicted, as contrasted with the criminal commitment for their sentence. Since they represent a per diem obligation to the Idaho Department of Correction, they are grouped with Term offenders.
3. **Discharged Offender:** Offenders whose court commitment is satisfied or who die while under the jurisdiction of the Idaho Department of Correction. Offenders may be discharged from Parole, Probation, Rider, Term or Parole Violator status.
4. **Incarcerated:** Offenders whose court commitment is satisfied or who die while under the jurisdiction of the Idaho Department of Correction. Offenders may be discharged from Parole, Probation, Rider, Term or Parole Violator status.
5. **New Commitment:** An offender who has been committed by the courts to the Idaho Department of Correction for the first time or after satisfying a previous court commitment has been committed for a new crime. They may enter a Probation, Rider, or Term status.
6. **Non-Idaho Offender:** An offender who is sentenced by a jurisdiction other than Idaho, but is housed by the Idaho Department of Correction for security reasons. Since they represent a per diem obligation to the Idaho Department of Correction, they are grouped with Term offenders.
7. **Parole Violator:** An offender who has been placed on parole and then violates the conditions of their parole. Parole Violator status is usually temporary status until a hearing can be conducted to determine if the offender will be returned to Term or Parole status.

8. **Paroled Offender:** An offender that the parole commission has decided to place in society after serving a portion of their sentence. They are supervised by a Parole Officer for the remainder of their court commitment. The offender's status is changed from Term to Parole.
9. **Probation:** An offender that the courts have decided to allow to service their sentence while living in society. They are not incarcerated, but are supervised by a Probation Officer until their court commitment is satisfied.
10. **Reinstated Parole:** An offender who violated their parole and the Parole Commission subsequently decided to reinstate them in Parole status instead of returning them to prison.
11. **Revoked Parole:** An offender who, while on parole, violates the conditions of their parole and is placed back in prison by the Parole Commission. Their status changes back to Term.
12. **Revoked Probation:** An offender who, while serving probation, violates the conditions of their probation and the court changes their sentence to incarceration. The offender's status changes from Probation to Term, or sometimes Rider.
13. **Retained Jurisdiction/Rider Incarcerated (Rider):** An offender committed to an Idaho Department of Correction Rider program. The courts will retain jurisdiction of this offender until the completion of the Rider program. The courts will subsequently determine whether to place this offender on Probation or Term status or to withhold judgment.
14. **Term:** An offender who the courts or the Parole Commission has committed to one of the state prisons.

## Questions?

Vicky Calderón, Principal Research Analyst

Idaho Department of Correction

Evaluation and Compliance

P: 208.658.2147 E: [mcaldero@idoc.idaho.gov](mailto:mcaldero@idoc.idaho.gov)