

# IDAHO DEPARTMENT OF CORRECTION

## STANDARD REPORT

DECEMBER 2015

The Idaho Department of Correction Standard Report: December 2015 Snapshot contains a monthly overview of incarceration and community supervision offenders.

**IDAHO**  
**DEPARTMENT OF**  
**CORRECTION**



# TABLE *of* CONTENTS

## Section 1: Incarceration Overview

- 1.1 Admissions and Releases Page 3
- 1.2 Monthly Population Change Page 4
- 1.3 By Crime Group Page 4
- 1.4 By Institution and Legal Status Page 5-6
- 1.5 By Demographics Page 7

## Section 2: Community Corrections Overview

- 2.1 Admissions and Releases Page 8
- 2.2 Monthly Population Change Page 9
- 2.3 By Crime Group Page 9
- 2.4 By District and Legal Status Page 10
- 2.5 By Demographics Page 10-11

## Section 3: Terms and Definitions

- 3.1 Glossary Page 12-13

# SECTION 1: INCARCERATION OVERVIEW

## 1.1 Admissions and Releases

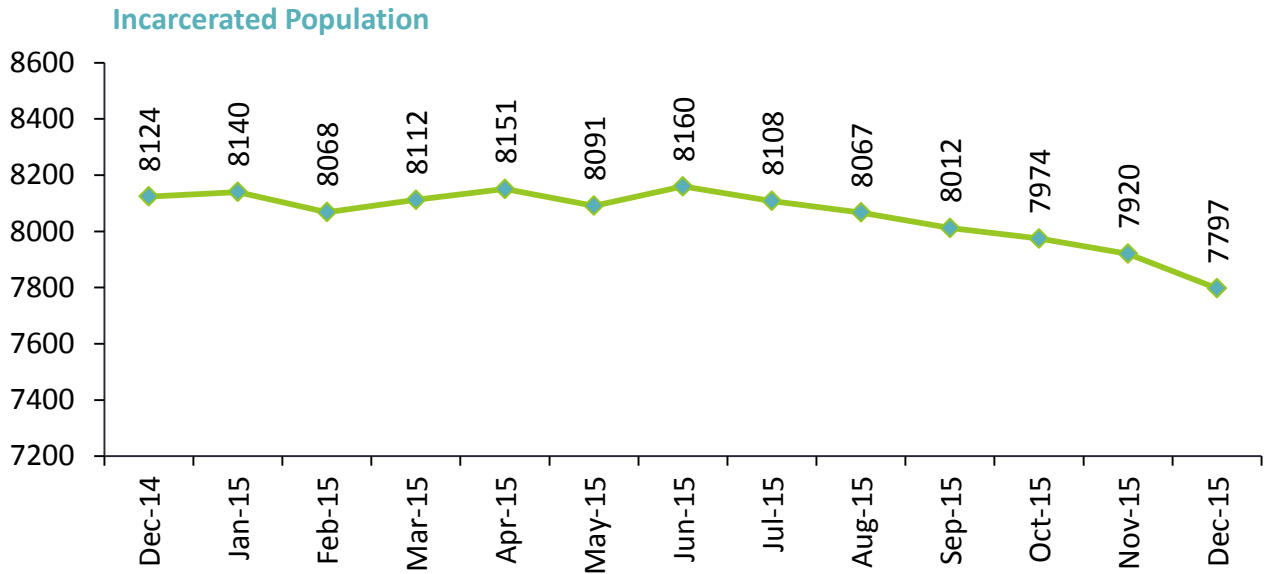
Incarcerated Offender Admissions	Termer	Rider	Parole Violator	Total
<b>Beginning Count as of December 1, 2015</b>	<b>6327</b>	<b>1096</b>	<b>497</b>	<b>7920</b>
New Commitments	52	82	0	134
Revoked Probation	59	105	0	164
Revoked Parole	32	0	0	32
Failed Rider	31	0	0	31
Violated Parole	0	0	145	145
From Other Status	0	1	0	1
<b>Total</b>	<b>174</b>	<b>188</b>	<b>145</b>	<b>507</b>

Incarcerated Offender Releases	Termer	Rider	Parole Violator	Total
To Parole	208	0	97	305
To Probation	1	167	0	168
To Retained Jurisdiction (Rider)	0	0	0	0
To Term Incarceration	0	31	32	63
To Other Status	0	0	0	0
Discharged	35	1	1	37
<b>Total</b>	<b>244</b>	<b>199</b>	<b>130</b>	<b>573</b>

Net Admissions/Releases	Termer	Rider	Parole Violator	Total
<b>Net Admissions/Releases</b>	<b>-70</b>	<b>-11</b>	<b>15</b>	<b>-66</b>
Ending Count	6257	1085	512	7854
Offenders in Transition*	-46	-13	2	-57
<b>Net Ending Count as of January 1, 2016</b>	<b>6211</b>	<b>1072</b>	<b>514</b>	<b>7797</b>

\*Offenders in Transition is an inherent "lag time" in offender movement that may take a few days to be reflected in the data offender management system.

## 1.2 Monthly Population Change



## 1.3 Distribution by Crime Group

Crime Group	Term	% Term	Rider	% Rider	Violator	% Violator	Total	% Total
Murder/ Man	455	7.3%	4	0.4%	3	0.6%	462	5.9%
Sex	1541	24.8%	79	7.4%	59	11.5%	1679	21.5%
Assault	1662	26.8%	237	22.1%	155	30.2%	2054	26.3%
Property	1238	19.9%	308	28.7%	158	30.7%	1704	21.9%
Alcohol	243	3.9%	82	7.6%	29	5.6%	354	4.5%
Drug	1066	17.2%	356	33.2%	110	21.4%	1532	19.6%
Pending*	6	0.1%	6	0.6%	0	0.0%	12	0.2%
<b>Total</b>	<b>6211</b>	<b>100%</b>	<b>1072</b>	<b>100%</b>	<b>514</b>	<b>100%</b>	<b>7797</b>	<b>100%</b>
Percentage	79.7%		13.7%		6.6%		100%	

\*Pending count reflects the incarcerated offenders waiting to be adjudicated for a new crime or the data has not yet been updated in the data management system.

# 1.4 Distribution by Institution and Legal Status

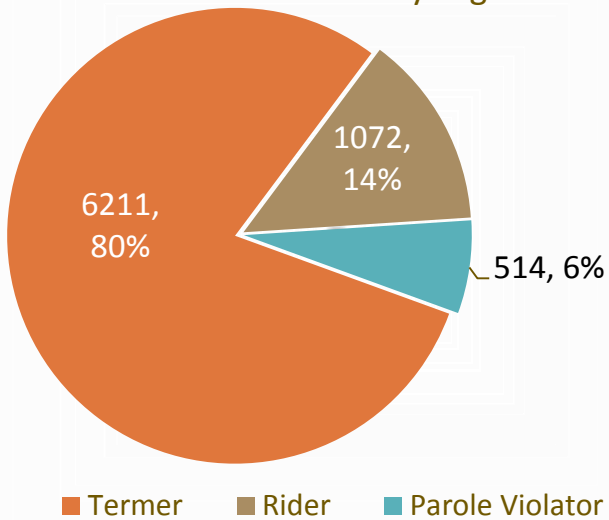
Institutions	Term	Rider	Violator	Total	% Total
<b>IMSI (Male Offenders):</b> Idaho Maximum Security Institution	469	3	3	475	6.1%
<b>ISCI (Male Offenders):</b> Idaho State Correctional Institution	1224	98	73	1395	17.9%
<b>SICI (Male Offenders):</b> South Idaho Correctional Institution	548	0	0	548	7.0%
<b>ICIO (Male Offenders):</b> Idaho Correctional Institution – Orofino	565	3	3	571	7.3%
<b>NICI (Male Offenders):</b> North Idaho Correctional Institution	0	407	0	407	5.2%
<b>SAWC (Male Offenders):</b> St. Anthony Work Camp	241	0	2	243	3.1%
<b>ISCC (Male Offenders):</b> Idaho State Correctional Center	1976	0	62	2038	26.1%
<b>SBWCC (Female Offenders):</b> South Boise Women’s Correctional Center	106	143	20	269	3.5%
<b>CAPP (Contract - Male Offenders):</b> Correctional Alternative Placement Program	51	214	130	395	5.1%
<b>PRC-SICI (Female Riders):</b> Pre-Release Center	1	98	1	100	1.3%
<b>PRCC (Female Offenders):</b> Pocatello Women’s Correctional Center	261	27	15	303	3.9%
Reentry Centers	Term	Rider	Violator	Total	% Total
<b>CRC Nampa (Male Offenders):</b> Community Reentry Center	83	0	0	83	1.1%
<b>CRC Idaho Falls (Male Offenders):</b> Community Reentry Center	82	0	1	83	1.1%
<b>CRC Treasure Valley (Male Offenders):</b> Community Reentry Center	97	0	1	98	1.3%
<b>CRC East Boise (Female Offenders):</b> Community Reentry Center	97	0	0	97	1.2%

Contract Beds	Term	Rider	Violator	Total	% Total
<b>Kit Carson</b> (Contract - Male Offenders): Kit Carson Contract Beds	173	0	0	173	2.2%
<b>Bonneville Contract</b> (Contract – County Jail): Bonneville Contract Beds	63	0	0	63	0.8%

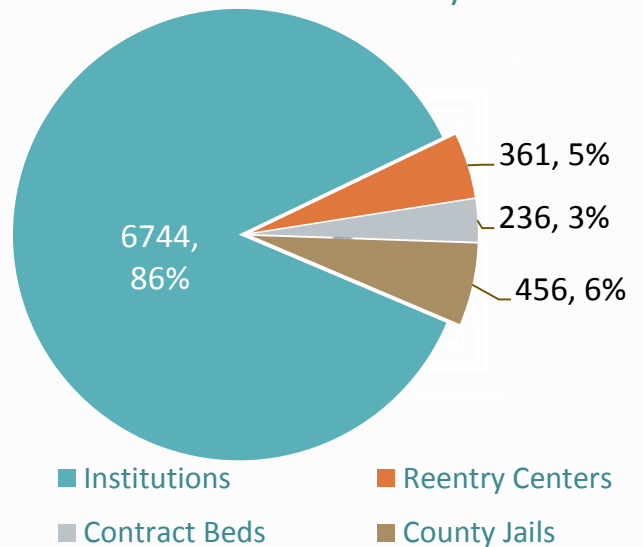
County Jails	Term	Rider	Violator	Total	% Total
<b>County Jails</b>	174	79	203	456	5.8%

Total Distribution By Institution and Legal Status	Term	Rider	Violator	Total	% Total
<b>Total</b> (By Institution & Legal Status): Institutions + Contract Beds + Reentry Centers + County Jails	6211	1072	514	7797	100%

Incarcerated Population  
by Legal Status



Incarcerated Population  
by Institution



## 1.5 Distribution by Demographics

Age Range	Term	% Term	Rider	% Rider	Violator	% Violator	Total	% Total
Under 18	0	0.0%	0	0.0%	0	0.0%	0	0.0%
Ages 18-24	668	10.8%	277	25.8%	36	7.0%	981	12.6%
Ages 25-34	2036	32.8%	420	39.2%	223	43.4%	2679	34.4%
Ages 35-44	1614	26.0%	235	21.9%	146	28.4%	1995	25.6%
Ages 45-54	1126	18.1%	103	9.6%	79	15.4%	1308	16.8%
Ages 55-64	574	9.2%	31	2.9%	28	5.4%	633	8.1%
Ages 65+	193	3.1%	6	0.6%	2	0.4%	201	2.6%
<b>Total</b>	<b>6211</b>	<b>100%</b>	<b>1072</b>	<b>100%</b>	<b>514</b>	<b>100%</b>	<b>7797</b>	<b>100%</b>

Ethnicity	Term	% Term	Rider	% Rider	Violator	% Violator	Total	% Total
Asian	24	0.4%	2	0.2%	6	1.2%	32	0.4%
Black	168	2.7%	21	2.0%	24	4.7%	213	2.7%
Hispanic	1016	16.4%	131	12.2%	74	14.4%	1221	15.7%
Indian	234	3.8%	36	3.4%	15	2.9%	285	3.7%
Other	58	0.9%	8	0.7%	6	1.2%	72	0.9%
Unknown	99	1.6%	35	3.3%	2	0.4%	136	1.7%
White	4612	74.3%	839	78.3%	387	75.3%	5838	74.9%
<b>Total</b>	<b>6211</b>	<b>100%</b>	<b>1072</b>	<b>100%</b>	<b>514</b>	<b>100%</b>	<b>7797</b>	<b>100%</b>

Gender	Term	% Term	Rider	% Rider	Violator	% Violator	Total	% Total
Females	589	9.5%	282	26.3%	59	11.5%	930	11.9%
Males	5622	90.5%	790	73.7%	455	88.5%	6867	88.1%
<b>Total</b>	<b>6211</b>	<b>100%</b>	<b>1072</b>	<b>100%</b>	<b>514</b>	<b>100%</b>	<b>7797</b>	<b>100%</b>

# SECTION 2: COMMUNITY OVERVIEW

## 2.1 Admissions and Releases

Community Offender Admissions	Parole	Probation	Total
<b>Beginning Count as of December 1, 2015</b>	<b>3723</b>	<b>10880</b>	<b>14603</b>
New Commitments	1	263	264
Successful Rider	0	167	167
Paroled (New)	208	0	208
Reinstated Parole	97	0	97
From Other Status	0	4	4
<b>Total</b>	<b>306</b>	<b>434</b>	<b>740</b>
Community Offender Releases	Parole	Probation	Total
To Probation or Parole	0	3	3
To Parole Violator	145	0	145
To Retained Jurisdiction (Rider)	1	105	106
To Term Incarceration	0	59	59
Discharged	64	223	287
<b>Total</b>	<b>210</b>	<b>390</b>	<b>600</b>
Net Admissions/Releases	Parole	Probation	Total
<b>Net Admissions/Releases</b>	96	44	140
Gross Ending District Count	3819	10924	14743
Offenders in Transition*	-15	64	49
<b>Net Ending District Count</b>	3804	10988	14792
Interstate Compact **	585	1232	1817
<b>Net Ending Count as of January 1, 2016</b> (including Interstate Compact)	<b>4389</b>	<b>12220</b>	<b>16609</b>

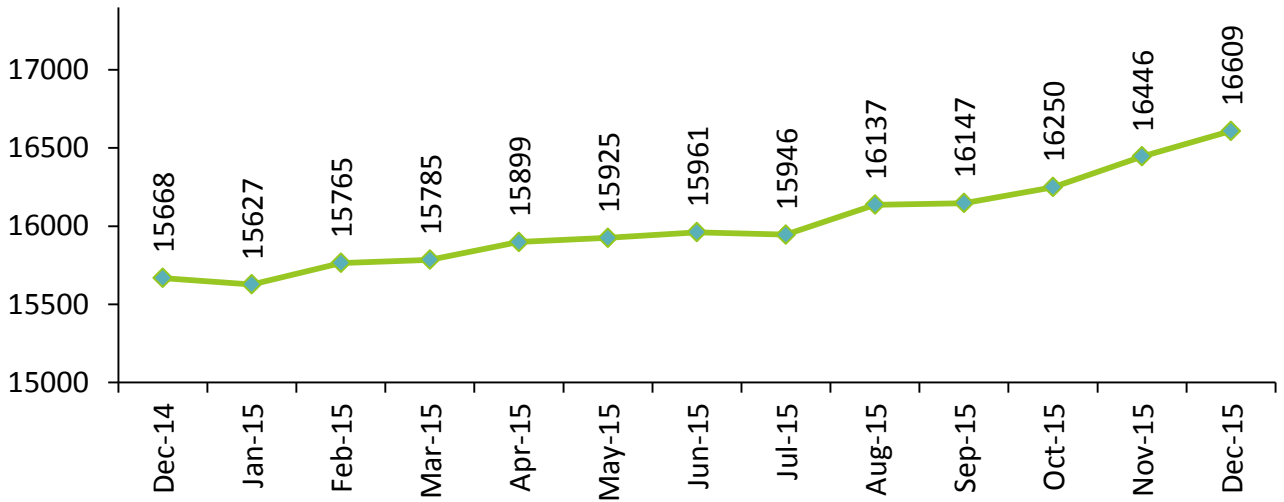
\*Offenders in Transition is an inherent "lag time" in offender movement that may take a few days to be reflected in the data offender management system.

\*\*Interstate Compact represents Idaho probationers and parolees who are completing their sentence in another state, but are monitored by Idaho.



## 2.2 Monthly Population Change

Community Population\*



## 2.3 Distribution by Crime Group

Crime Group	Probation	% Probation	Parole	% Parole	Total	% Total
Murder/ Man	49	0.4%	138	3.1%	187	1.1%
Sex	682	5.6%	720	16.4%	1402	8.4%
Assault	2127	17.4%	1073	24.4%	3200	19.3%
Property	3432	28.1%	1165	26.5%	4597	27.7%
Alcohol	1749	14.3%	290	6.6%	2039	12.3%
Drug	4012	32.8%	1002	22.8%	5014	30.2%
Pending**	169	1.4%	1	0.0%	170	1.0%
<b>Total</b>	<b>12220</b>	<b>100%</b>	<b>4389</b>	<b>100%</b>	<b>16609</b>	<b>100%</b>
Percentage	73.6%		26.4%		100%	

\*Monthly Community Population Change reflects the ending caseload including Interstate Compact offenders.

\*\*Pending Count reflects the community offenders that have not yet been adjudicated or the data has not yet been updated in the data management system.

## 2.4 Distribution by District and Legal Status

District/Legal Status	Probation	% Probation	Parole	% Parole	Total	% Total
<b>District 0:</b> Limited Supervision Unit	1016	8.3%	366	8.3%	1382	8.3%
<b>District 1:</b> Coeur d'Alene	1729	14.1%	257	5.9%	1986	12.0%
<b>District 2:</b> Lewiston	525	4.3%	108	2.5%	633	3.8%
<b>District 3:</b> Caldwell	2020	16.5%	628	14.3%	2648	15.9%
<b>District 4:</b> Boise	2560	20.9%	1514	34.5%	4074	24.5%
<b>District 5:</b> Twin Falls	1324	10.8%	423	9.6%	1747	10.5%
<b>District 6:</b> Pocatello	735	6.0%	173	3.9%	908	5.5%
<b>District 7:</b> Idaho Falls	1079	8.8%	335	7.6%	1414	8.5%
+ Interstate Compact	1232	10.1%	585	13.3%	1817	10.9%
<b>Total</b>	<b>12220</b>	<b>100%</b>	<b>4389</b>	<b>100%</b>	<b>16609</b>	<b>100%</b>

## 2.5 Distribution by Demographics

Age Distribution	Probation	% Probation	Parole	% Parole	Total	% Total
Under 18	3	0.0%	0	0.0%	3	0.0%
Ages 18-24	1954	16.0%	153	3.5%	2107	12.7%
Ages 25-34	4372	35.8%	1409	32.1%	5781	34.8%
Ages 35-44	3025	24.8%	1261	28.7%	4286	25.8%
Ages 45-54	1877	15.4%	997	22.7%	2874	17.3%
Ages 55-64	805	6.6%	455	10.4%	1260	7.6%
Ages 65+	184	1.5%	114	2.6%	298	1.8%
<b>Total</b>	<b>12220</b>	<b>100%</b>	<b>4389</b>	<b>100%</b>	<b>16609</b>	<b>100%</b>

<b>Ethnicity Distribution</b>	<b>Probation</b>	<b>% Probation</b>	<b>Parole</b>	<b>% Parole</b>	<b>Total</b>	<b>% Total</b>
Asian	65	0.5%	32	0.7%	97	0.6%
Black	224	1.8%	141	3.2%	365	2.2%
Hispanic	1299	10.6%	521	11.9%	1820	11.0%
Indian	295	2.4%	120	2.7%	415	2.5%
Other	93	0.8%	40	0.9%	133	0.8%
Unknown	1252	10.2%	68	1.5%	1320	7.9%
White	8992	73.6%	3467	79.0%	12459	75.0%
<b>Total</b>	<b>12220</b>	<b>100%</b>	<b>4389</b>	<b>100%</b>	<b>16609</b>	<b>100%</b>

<b>Gender Distribution</b>	<b>Probation</b>	<b>% Probation</b>	<b>Parole</b>	<b>% Parole</b>	<b>Total</b>	<b>% Total</b>
Females	3482	28.5%	721	16.4%	4203	25.3%
Males	8738	71.5%	3668	83.6%	12406	74.7%
<b>Total</b>	<b>12220</b>	<b>100%</b>	<b>4389</b>	<b>100%</b>	<b>16609</b>	<b>100%</b>

## 3.1 Glossary

1. **Admission:** An offender who has been committed by the courts to the Idaho Department of Correction. The offender may enter the department's jurisdiction in Probation, Rider, or Term Status. A subsequent change from Probation or Rider to Term is also typically referred to as an admission to Term.
2. **Civil Commitment:** A form of confinement for offenders who are mentally ill, incompetent, alcohol or drug addicted, as contrasted with the criminal commitment for their sentence. Since they represent a per diem obligation to the Idaho Department of Correction, they are grouped with Term offenders.
3. **Discharged Offender:** Offenders whose court commitment is satisfied or who die while under the jurisdiction of the Idaho Department of Correction. Offenders may be discharged from Parole, Probation, Rider, Term or Parole Violator status.
4. **Incarcerated:** Offenders whose court commitment is satisfied or who die while under the jurisdiction of the Idaho Department of Correction. Offenders may be discharged from Parole, Probation, Rider, Term or Parole Violator status.
5. **New Commitment:** An offender who has been committed by the courts to the Idaho Department of Correction for the first time or after satisfying a previous court commitment has been committed for a new crime. They may enter a Probation, Rider, or Term status.
6. **Non-Idaho Offender:** An offender who is sentenced by a jurisdiction other than Idaho, but is housed by the Idaho Department of Correction for security reasons. Since they represent a per diem obligation to the Idaho Department of Correction, they are grouped with Term offenders.
7. **Parole Violator:** An offender who has been placed on parole and then violates the conditions of their parole. Parole Violator status is usually temporary status until a hearing can be conducted to determine if the offender will be returned to Term or Parole status.

8. **Paroled Offender:** An offender that the parole commission has decided to place in society after serving a portion of their sentence. They are supervised by a Parole Officer for the remainder of their court commitment. The offender's status is changed from Term to Parole.
9. **Probation:** An offender that the courts have decided to allow to service their sentence while living in society. They are not incarcerated, but are supervised by a Probation Officer until their court commitment is satisfied.
10. **Reinstated Parole:** An offender who violated their parole and the Parole Commission subsequently decided to reinstate them in Parole status instead of returning them to prison.
11. **Revoked Parole:** An offender who, while on parole, violates the conditions of their parole and is placed back in prison by the Parole Commission. Their status changes back to Term.
12. **Revoked Probation:** An offender who, while serving probation, violates the conditions of their probation and the court changes their sentence to incarceration. The offender's status changes from Probation to Term, or sometimes Rider.
13. **Retained Jurisdiction/Rider Incarcerated (Rider):** An offender committed to an Idaho Department of Correction Rider program. The courts will retain jurisdiction of this offender until the completion of the Rider program. The courts will subsequently determine whether to place this offender on Probation or Term status or to withhold judgment.
14. **Term:** An offender who the courts or the Parole Commission has committed to one of the state prisons.

## Questions?

Vicky Calderón, Principal Research Analyst

Idaho Department of Correction

Evaluation and Compliance: Research and Analysis

P: 208.658.2147 E: [mcaldero@idoc.idaho.gov](mailto:mcaldero@idoc.idaho.gov)