

Who Are We?

Agency Overview

The Idaho Department of Correction (IDOC) is responsible for managing felony offenders housed in prisons and supervised on probation and parole. IDOC houses inmates in ten prisons and four community reentry centers. The state also uses county jail beds and out of state facilities to house inmates. Inmates are made up of term offenders, retained jurisdiction (rider) offenders, and parole violators. Probationers and parolees are supervised by probation and parole officers in District Offices throughout the state.

IDOC's divisions include Prisons, Probation and Parole, and Management Services.

The agency employs **1,960** staff. The majority are correctional officers and probation and parole officers. IDOC also employs a variety of non-uniform staff. They include teachers, case managers, mental health clinicians and drug and alcohol rehabilitation specialists.

As-of 30 June, 2019	Prisons Population	Probation and Parole Population
Gender		
Female	1,185	4,581
Male	7,842	12,239
Race Ethnicity		
Asian	43	103
Black African American	281	311
Hispanic Latino	1,385	1,864
Native American	341	485
Other	113	187
Unknown	163	1,304
White	6,701	12,566
Age Range		
Under 18	0	2
18-24	917	1,684
25-34	3,197	5,794
35-44	2,489	4,750
45-54	1,407	2,694
55-64	771	1,516
65+	246	380
Crime Group		
Murder Manslaughter	423	145
Sex	1,391	1,347
Assault	1,946	2,674
Property	1,435	3,328
Alcohol	646	2,213
Drug	3,174	6,983
Pending	12	130
Total	9,027	16,820

Our Mission

Protect the public, our staff, and those within our custody and supervision through safety, accountability, partnerships and providing opportunities for offender change.

Our Vision is focused on:

Care and professional development of staff, sound security practices, and a reentry system that enhances public safety.

Our Values

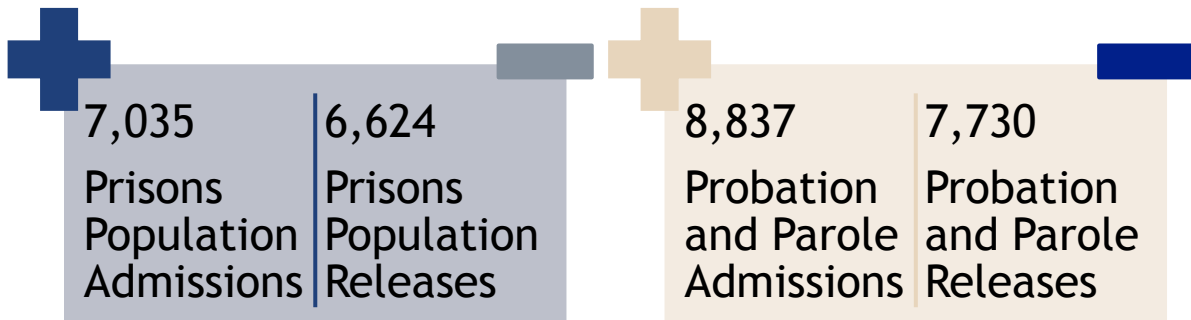
Integrity | Positive Attitude | Respect

We have 3 Goals for IDOC

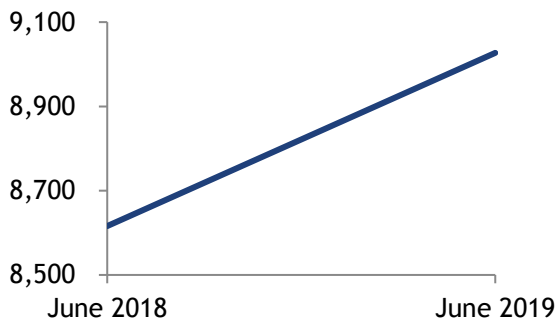
- 1) Protect the public, staff, and offenders
- 2) Enhance staff success and wellness
- 3) Modernize technology

How Are We Doing?

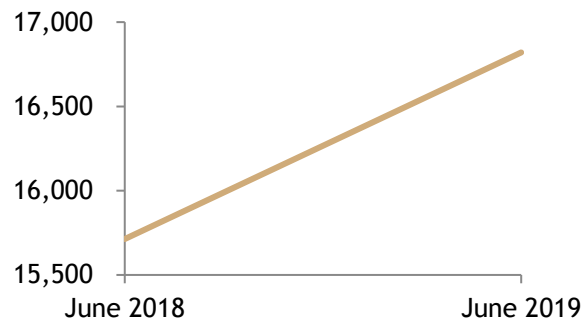
FY19 Admissions and Releases



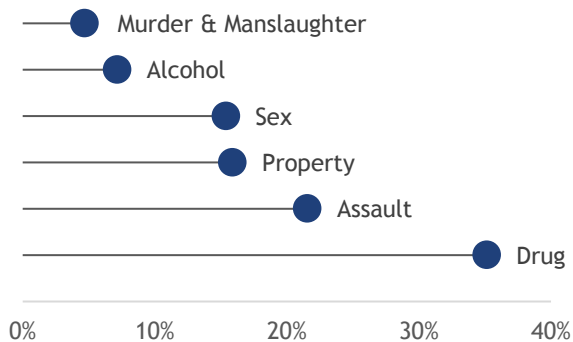
The prisons population increased 5% in 12 months



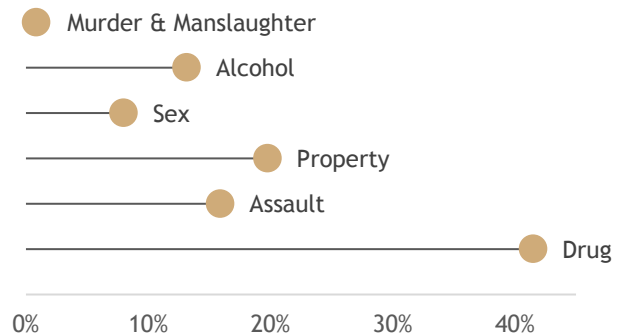
The probation and parole population increased 7% in 12 months



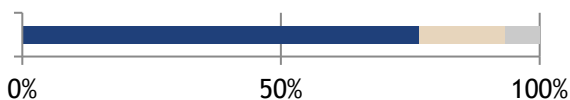
35% of the prisons population are sentenced on drug charges



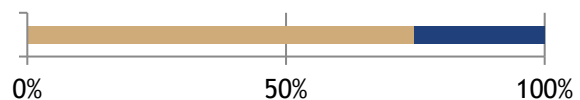
42% of the probation and parole population are sentenced on drug charges



77% of the prisons population are termers



75% of the probation and parole population are probationers



\$ Revenues and Expenses

Funding

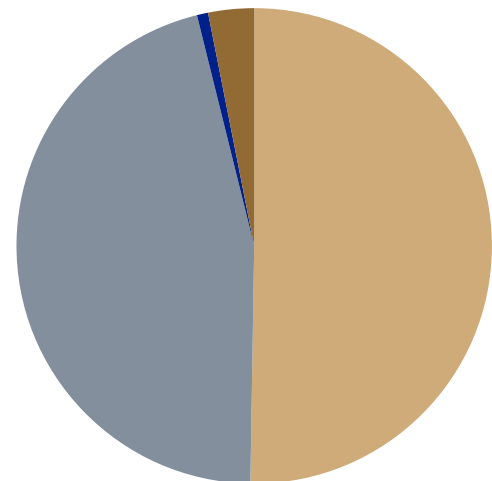
Funding for the Idaho Department of Correction comes from the general fund, cost of supervision fees, inmate labor revenue, and various funds and grants. Financial information is prepared according to Generally Accepted Accounting Principles (GAAP) Annual Financial Report can be viewed on the State Controller's Office website at www.sco.idaho.gov.



FY 2019 Percentage of Budget	
General Fund	87.0%
Technology Infrastructure Stabilization	2.6%
Inmate Labor	3.7%
Cost of Supervision	2.6%
Drug Court	0.2%
Federal Grants	0.6%
Miscellaneous Revenue	1.7%
Endowment Fund	0.9%
Idaho Millennium Income	0.8%
Total	100.0%

Budget Comparison	FY2018	FY2019	Difference
Appropriations			
Personnel	133,872,200	135,000,100	1,127,900
Operating	97,061,500	123,215,400	26,153,900
Capital	4,688,200	2,037,900	(2,650,300)
Trustee & Benefit	6,322,800	8,364,400	2,041,600
Total Revenue	241,944,700	268,617,800	26,673,100
Expenditures			
Personnel	129,412,513	131,374,740	1,962,227
Operating	102,522,485	122,629,669	20,107,184
Capital	5,476,066	4,472,159	(1,003,907)
Trustee & Benefit	7,916,219	8,863,641	947,422
Total Expenses	245,327,283	267,340,209	22,012,926

Personnel make up 50% of Appropriations



■ Personnel ■ Operating ■ Capital ■ Trustee & Benefit

Expenditure Categories	Q1	Q2	Q3	Q4	Quarterly Trends	Year-End Totals
Personnel	31,343,848	31,205,445	31,540,728	37,284,719		\$ 131,374,740
Operating	27,358,675	24,438,035	31,217,089	39,615,870		\$ 122,629,669
Capital	915,577	567,361	1,081,265	1,907,956		\$ 4,472,159
Trustee & Benefit	1,413,881	2,597,886	2,493,084	2,358,790		\$ 8,863,641
Total Expenditures	61,031,981	58,808,727	66,332,166	81,167,335		\$ 267,340,209

✦ What's Next?

Agency Goal #1 - Protect the public, staff, and offenders

The Idaho Department of Correction seeks to protect the public via secure prison operation, strengthening community supervision, and enhanced victim services. Staff protection is being sought through proper training and providing a safe and secure work environment. Offender protection is being accomplished through effective policies, procedures, and practices.




Agency Goal #2 - Enhance staff success and wellness

Care and concern for staff is a top priority for the Idaho Department of Correction. The agency is seeking to achieve this goal via providing strong and supportive leadership, ongoing career development, promoting a positive workplace culture, and the continuation of its staff wellness program. The agency wants its employees to be aware of and have easy access to resources which are currently available and may benefit them in their work or family life.

Agency Goal #3 - Modernize our technology

The Idaho Department of Correction is in the process of developing and implementing a new offender management system, which will be accomplished by procuring a commercial off-the-shelf system. The goal of the system is to replace both our legacy and current systems, and provide increased support to the agency and the Parole Commission. This project began in September 2019 and is estimated to be completed in June 2022.



We want to hear from you! Do you like this report? How can we make it better?

Victoria Wilson | Principal Research Analyst | vwilson@idoc.idaho.gov

Brenda Corbett | Financial Specialist Sr | bcorbett@idoc.idaho.gov

Idaho Department of Correction

1299 N Orchard St. | Boise, ID 83706 | (208) 658-2000

AGA website: www.agacgfm.org