

## FY 2020 Community Population Summary Numbers as of 30 June, 2020

### Total Population

Total community population increased 3.5% in the last fiscal year. It has increased 13.5% from 2016.

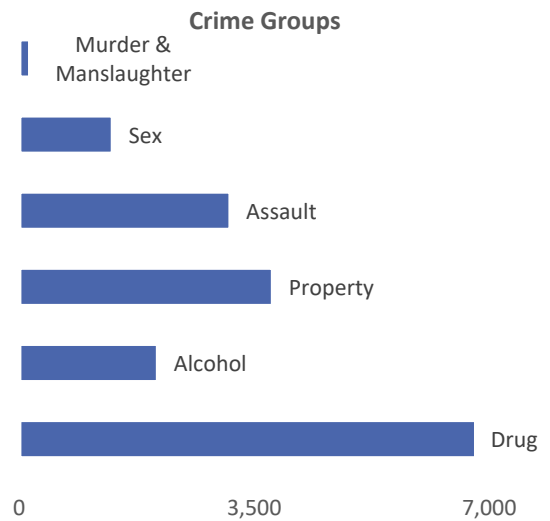
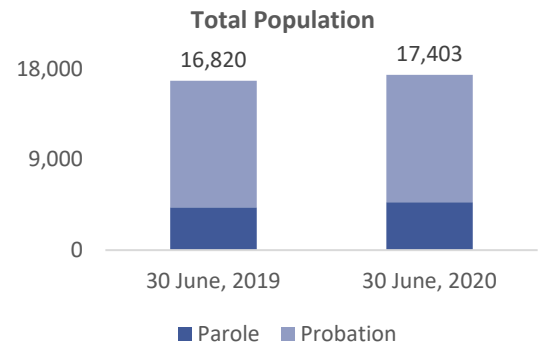
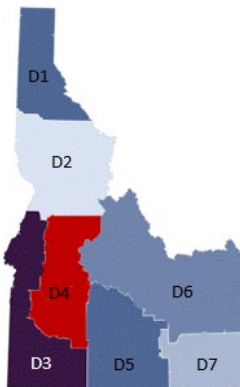
### Crime Groups

39% of the total community population were sentenced on drug charges.

### District

28% of the total community population were located in District 4. (Chart does not include Limited Supervision Unit).

| District     | Parole       | Probation     |
|--------------|--------------|---------------|
| LSU          | 544          | 997           |
| D1           | 355          | 1,670         |
| D2           | 146          | 587           |
| D3           | 904          | 2,475         |
| D4           | 1,661        | 3,154         |
| D5           | 485          | 1,532         |
| D6           | 213          | 962           |
| D7           | 458          | 1,260         |
| <b>Total</b> | <b>4,766</b> | <b>12,637</b> |



### Demographics

- a) 73% of the total community population were male.
- b) 34% of the total community population were aged between 25 and 34.
- c) 75% of the total community population were white.

