

# IDAHO DEPARTMENT OF CORRECTION

## STANDARD REPORT



# JANUARY 2016

The Idaho Department of Correction Standard Report: January 2016 Snapshot contains a monthly overview of incarceration and community supervision offenders.

**IDAHO**  
**DEPARTMENT OF**  
**CORRECTION**



# TABLE *of* CONTENTS

## Section 1: Incarceration Overview

- 1.1 Admissions and Releases Page 3
- 1.2 Monthly Population Change Page 4
- 1.3 By Crime Group Page 4
- 1.4 By Institution and Legal Status Page 5-6
- 1.5 By Demographics Page 7

## Section 2: Community Corrections Overview

- 2.1 Admissions and Releases Page 8
- 2.2 Monthly Population Change Page 9
- 2.3 By Crime Group Page 9
- 2.4 By District and Legal Status Page 10
- 2.5 By Demographics Page 10-11

## Section 3: Terms and Definitions

- 3.1 Glossary Page 12-13

# SECTION 1: INCARCERATION OVERVIEW

## 1.1 Admissions and Releases

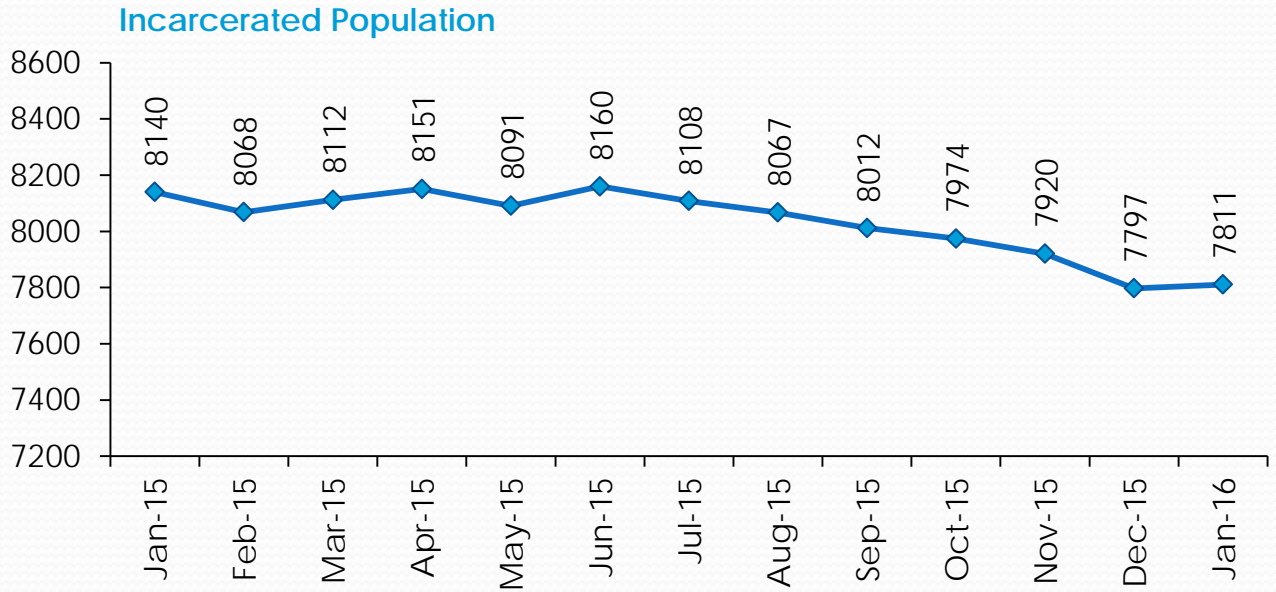
Incarcerated Offender Admissions	Termer	Rider	Parole Violator	Total
<b>Beginning Count as of January 1, 2016</b>	<b>6211</b>	<b>1072</b>	<b>514</b>	<b>7797</b>
New Commitments	49	70	0	119
Revoked Probation	57	88	0	145
Revoked Parole	28	0	0	28
Failed Rider	15	0	0	15
Violated Parole	0	0	123	123
From Other Status	0	2	0	2
<b>Total</b>	<b>149</b>	<b>160</b>	<b>123</b>	<b>432</b>

Incarcerated Offender Releases	Termer	Rider	Parole Violator	Total
To Parole	154	0	109	263
To Probation	1	188	0	189
To Retained Jurisdiction (Rider)	2	0	0	2
To Term Incarceration	0	15	28	43
To Other Status	0	0	0	0
Discharged	38	0	0	38
<b>Total</b>	<b>195</b>	<b>203</b>	<b>137</b>	<b>535</b>

Net Admissions/Releases	Termer	Rider	Parole Violator	Total
<b>Net Admissions/Releases</b>	<b>-46</b>	<b>-43</b>	<b>-14</b>	<b>-103</b>
Ending Count	6165	1029	500	7694
Offenders in Transition*	36	40	41	117
<b>Net Ending Count as of February 1, 2016</b>	<b>6201</b>	<b>1069</b>	<b>541</b>	<b>7811</b>

\*Offenders in Transition is an inherent "lag time" in offender movement that may take a few days to be reflected in the data offender management system.

## 1.2 Monthly Population Change



## 1.3 Distribution by Crime Group

Crime Group	Term	% Term	Rider	% Rider	Violator	% Violator	Total	% Total
Murder/ Man	456	7.4%	4	0.4%	4	0.7%	464	5.9%
Sex	1545	24.9%	78	7.3%	61	11.3%	1684	21.6%
Assault	1660	26.8%	237	22.2%	166	30.7%	2063	26.4%
Property	1231	19.9%	312	29.2%	165	30.5%	1708	21.9%
Alcohol	240	3.9%	80	7.5%	29	5.4%	349	4.5%
Drug	1062	17.1%	355	33.2%	116	21.4%	1533	19.6%
Pending*	7	0.1%	3	0.3%	0	0.0%	10	0.1%
<b>Total</b>	<b>6201</b>	<b>100%</b>	<b>1069</b>	<b>100%</b>	<b>541</b>	<b>100%</b>	<b>7811</b>	<b>100%</b>
Percentage	79.4%		13.7%		6.9%		100%	

\*Pending count reflects the incarcerated offenders waiting to be adjudicated for a new crime or the data has not yet been updated in the data management system.

## 1.4 Distribution by Institution and Legal Status

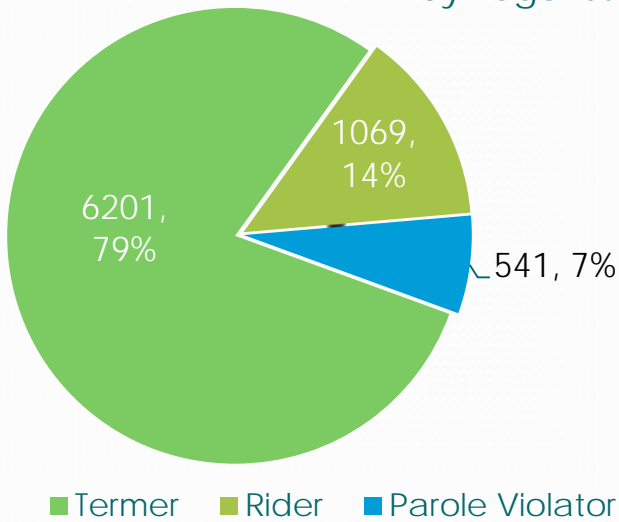
Institutions	Term	Rider	Violator	Total	% Total
<b>IMSI (Male Offenders):</b> Idaho Maximum Security Institution	477	3	3	483	6.2%
<b>ISCI (Male Offenders):</b> Idaho State Correctional Institution	1200	104	80	1384	17.7%
<b>SICI (Male Offenders):</b> South Idaho Correctional Institution	551	0	0	551	7.1%
<b>ICIO (Male Offenders):</b> Idaho Correctional Institution – Orofino	562	6	2	570	7.3%
<b>NICI (Male Offenders):</b> North Idaho Correctional Institution	0	407	0	407	5.2%
<b>SAWC (Male Offenders):</b> St. Anthony Work Camp	237	0	2	239	3.1%
<b>ISCC (Male Offenders):</b> Idaho State Correctional Center	1995	0	61	2056	26.3%
<b>SBWCC (Female Offenders):</b> South Boise Women’s Correctional Center	109	138	22	269	3.4%
<b>CAPP (Contract - Male Offenders):</b> Correctional Alternative Placement Program	51	220	127	398	5.1%
<b>PRC-SICI (Female Riders):</b> Pre-Release Center	1	100	1	102	1.3%
<b>PRCC (Female Offenders):</b> Pocatello Women’s Correctional Center	259	23	14	296	3.8%
Reentry Centers	Term	Rider	Violator	Total	% Total
<b>CRC Nampa (Male Offenders):</b> Community Reentry Center	83	0	0	83	1.1%
<b>CRC Idaho Falls (Male Offenders):</b> Community Reentry Center	82	0	1	83	1.1%
<b>CRC Treasure Valley (Male Offenders):</b> Community Reentry Center	98	0	1	99	1.3%
<b>CRC East Boise (Female Offenders):</b> Community Reentry Center	97	0	0	97	1.2%

Contract Beds	Term	Rider	Violator	Total	% Total
<b>Kit Carson</b> (Contract - Male Offenders): Kit Carson Contract Beds	173	0	0	173	2.2%
<b>Bonneville Contract</b> (Contract – County Jail): Bonneville Contract Beds	61	0	0	61	0.8%

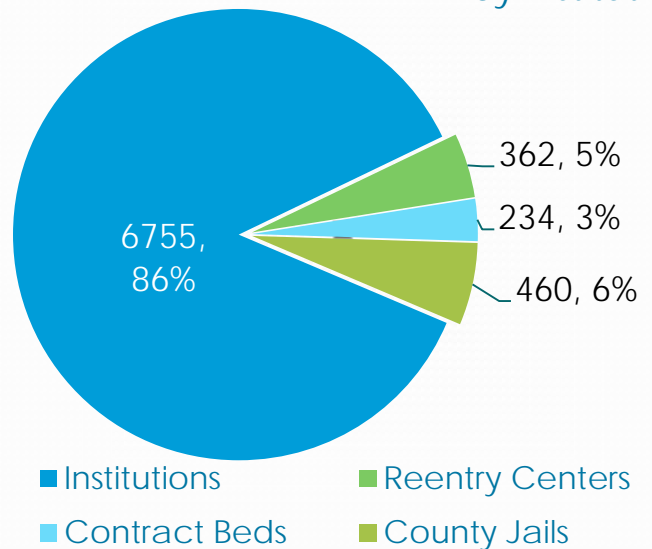
County Jails	Term	Rider	Violator	Total	% Total
<b>County Jails</b>	165	68	227	460	5.9%

Total Distribution By Institution and Legal Status	Term	Rider	Violator	Total	% Total
<b>Total</b> (By Institution & Legal Status): Institutions + Contract Beds + Reentry Centers + County Jails	6201	1069	541	7811	100%

Incarcerated Population  
by Legal Status



Incarcerated Population  
by Institution



# 1.5 Distribution by Demographics

Age Range	Term	% Term	Rider	% Rider	Violator	% Violator	Total	% Total
Under 18	0	0.0%	0	0.0%	0	0.0%	0	0.0%
Ages 18-24	665	10.7%	279	26.1%	39	7.2%	983	12.6%
Ages 25-34	2033	32.8%	421	39.4%	233	43.1%	2687	34.4%
Ages 35-44	1607	25.9%	231	21.6%	159	29.4%	1997	25.6%
Ages 45-54	1129	18.2%	105	9.8%	82	15.2%	1316	16.8%
Ages 55-64	573	9.2%	27	2.5%	26	4.8%	626	8.0%
Ages 65+	194	3.1%	6	0.6%	2	0.4%	202	2.6%
<b>Total</b>	<b>6201</b>	<b>100%</b>	<b>1069</b>	<b>100%</b>	<b>541</b>	<b>100%</b>	<b>7811</b>	<b>100%</b>

Ethnicity	Term	% Term	Rider	% Rider	Violator	% Violator	Total	% Total
Asian	23	0.4%	2	0.2%	6	1.1%	31	0.4%
Black	167	2.7%	19	1.8%	25	4.6%	211	2.7%
Hispanic	1013	16.3%	130	12.2%	76	14.0%	1219	15.6%
Indian	235	3.8%	36	3.4%	17	3.1%	288	3.7%
Other	58	0.9%	7	0.7%	7	1.3%	72	0.9%
Unknown	105	1.7%	39	3.6%	2	0.4%	146	1.9%
White	4600	74.2%	836	78.2%	408	75.4%	5844	74.8%
<b>Total</b>	<b>6201</b>	<b>100%</b>	<b>1069</b>	<b>100%</b>	<b>541</b>	<b>100%</b>	<b>7811</b>	<b>100%</b>

Gender	Term	% Term	Rider	% Rider	Violator	% Violator	Total	% Total
Females	586	9.5%	281	26.3%	64	11.8%	931	11.9%
Males	5615	90.5%	788	73.7%	477	88.2%	6880	88.1%
<b>Total</b>	<b>6201</b>	<b>100%</b>	<b>1069</b>	<b>100%</b>	<b>541</b>	<b>100%</b>	<b>7811</b>	<b>100%</b>



# SECTION 2: COMMUNITY OVERVIEW

## 2.1 Admissions and Releases

Community Offender Admissions	Parole	Probation	Total
<b>Beginning Count as of January 1, 2016</b>	<b>3804</b>	<b>10988</b>	<b>14792</b>
New Commitments	2	230	232
Successful Rider	0	188	188
Paroled (New)	154	0	154
Reinstated Parole	109	0	109
From Other Status	0	5	5
<b>Total</b>	<b>265</b>	<b>423</b>	<b>688</b>
Community Offender Releases	Parole	Probation	Total
To Probation or Parole	0	4	4
To Parole Violator	123	0	123
To Retained Jurisdiction (Rider)	0	88	88
To Term Incarceration	0	57	57
Discharged	3	205	208
<b>Total</b>	<b>126</b>	<b>354</b>	<b>480</b>
Net Admissions/Releases	Parole	Probation	Total
<b>Net Admissions/Releases</b>	139	69	208
Gross Ending District Count	3943	11057	15000
Offenders in Transition*	-158	-34	-192
<b>Net Ending District Count</b>	3785	11023	14808
Interstate Compact **	585	1227	1812
<b>Net Ending Count as of February 1, 2016</b> (including Interstate Compact)	<b>4370</b>	<b>12250</b>	<b>16620</b>

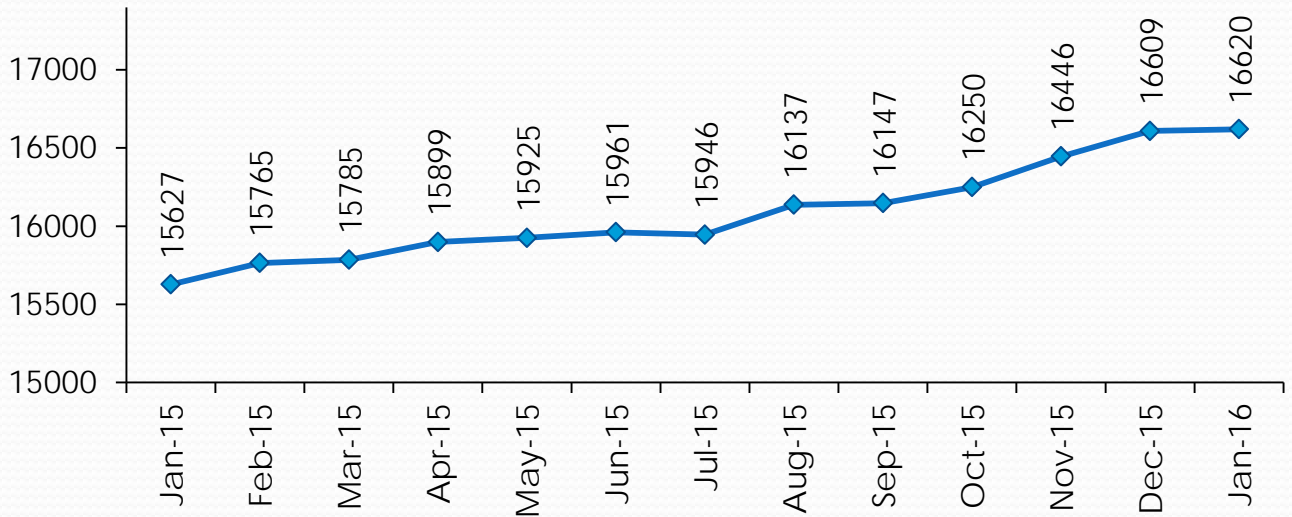
\*Offenders in Transition is an inherent "lag time" in offender movement that may take a few days to be reflected in the data offender management system.

\*\*Interstate Compact represents Idaho probationers and parolees who are completing their sentence in another state, but are monitored by Idaho.



## 2.2 Monthly Population Change

Community Population\*



## 2.3 Distribution by Crime Group

Crime Group	Probation	% Probation	Parole	% Parole	Total	% Total
Murder/ Man	49	0.4%	137	3.1%	186	1.1%
Sex	683	5.6%	715	16.4%	1398	8.4%
Assault	2145	17.5%	1067	24.4%	3212	19.3%
Property	3437	28.1%	1161	26.6%	4598	27.7%
Alcohol	1754	14.3%	292	6.7%	2046	12.3%
Drug	4017	32.8%	997	22.8%	5014	30.2%
Pending**	165	1.3%	1	0.0%	166	1.0%
<b>Total</b>	<b>12250</b>	<b>100%</b>	<b>4370</b>	<b>100%</b>	<b>16620</b>	<b>100%</b>
Percentage	73.7%		26.3%		100%	

\*Monthly Community Population Change reflects the ending caseload including Interstate Compact offenders.

\*\*Pending Count reflects the community offenders that have not yet been adjudicated or the data has not yet been updated in the data management system.

## 2.4 Distribution by District and Legal Status

District/Legal Status	Probation	% Probation	Parole	% Parole	Total	% Total
<b>District 0:</b> Limited Supervision Unit	1022	8.3%	364	8.3%	1386	8.3%
<b>District 1:</b> Coeur d'Alene	1744	14.2%	255	5.8%	1999	12.0%
<b>District 2:</b> Lewiston	527	4.3%	107	2.4%	634	3.8%
<b>District 3:</b> Caldwell	2023	16.5%	629	14.4%	2652	16.0%
<b>District 4:</b> Boise	2561	20.9%	1500	34.3%	4061	24.4%
<b>District 5:</b> Twin Falls	1314	10.7%	423	9.7%	1737	10.5%
<b>District 6:</b> Pocatello	747	6.1%	175	4.0%	922	5.5%
<b>District 7:</b> Idaho Falls	1085	8.9%	332	7.6%	1417	8.5%
+ Interstate Compact	1227	10.0%	585	13.4%	1812	10.9%
<b>Total</b>	<b>12250</b>	<b>100%</b>	<b>4370</b>	<b>100%</b>	<b>16620</b>	<b>100%</b>

## 2.5 Distribution by Demographics

Age Distribution	Probation	% Probation	Parole	% Parole	Total	% Total
Under 18	3	0.0%	0	0.0%	3	0.0%
Ages 18-24	1949	15.9%	153	3.5%	2102	12.6%
Ages 25-34	4388	35.8%	1407	32.2%	5795	34.9%
Ages 35-44	3035	24.8%	1251	28.6%	4286	25.8%
Ages 45-54	1883	15.4%	988	22.6%	2871	17.3%
Ages 55-64	806	6.6%	457	10.5%	1263	7.6%
Ages 65+	186	1.5%	114	2.6%	300	1.8%
<b>Total</b>	<b>12250</b>	<b>100%</b>	<b>4370</b>	<b>100%</b>	<b>16620</b>	<b>100%</b>

Ethnicity Distribution	Probation	% Probation	Parole	% Parole	Total	% Total
Asian	65	0.5%	32	0.7%	97	0.6%
Black	222	1.8%	141	3.2%	363	2.2%
Hispanic	1303	10.6%	520	11.9%	1823	11.0%
Indian	295	2.4%	119	2.7%	414	2.5%
Other	93	0.8%	40	0.9%	133	0.8%
Unknown	1250	10.2%	68	1.6%	1318	7.9%
White	9022	73.6%	3450	78.9%	12472	75.0%
<b>Total</b>	<b>12250</b>	<b>100%</b>	<b>4370</b>	<b>100%</b>	<b>16620</b>	<b>100%</b>

Gender Distribution	Probation	% Probation	Parole	% Parole	Total	% Total
Females	3481	28.4%	720	16.5%	4201	25.3%
Males	8769	71.6%	3650	83.5%	12419	74.7%
<b>Total</b>	<b>12250</b>	<b>100%</b>	<b>4370</b>	<b>100%</b>	<b>16620</b>	<b>100%</b>

## 3.1 Glossary

1. **Admission:** An offender who has been committed by the courts to the Idaho Department of Correction. The offender may enter the department's jurisdiction in Probation, Rider, or Term Status. A subsequent change from Probation or Rider to Term is also typically referred to as an admission to Term.
2. **Civil Commitment:** A form of confinement for offenders who are mentally ill, incompetent, alcohol or drug addicted, as contrasted with the criminal commitment for their sentence. Since they represent a per diem obligation to the Idaho Department of Correction, they are grouped with Term offenders.
3. **Discharged Offender:** Offenders whose court commitment is satisfied or who die while under the jurisdiction of the Idaho Department of Correction. Offenders may be discharged from Parole, Probation, Rider, Term or Parole Violator status.
4. **Incarcerated:** Offenders whose court commitment is satisfied or who die while under the jurisdiction of the Idaho Department of Correction. Offenders may be discharged from Parole, Probation, Rider, Term or Parole Violator status.
5. **New Commitment:** An offender who has been committed by the courts to the Idaho Department of Correction for the first time or after satisfying a previous court commitment has been committed for a new crime. They may enter a Probation, Rider, or Term status.
6. **Non-Idaho Offender:** An offender who is sentenced by a jurisdiction other than Idaho, but is housed by the Idaho Department of Correction for security reasons. Since they represent a per diem obligation to the Idaho Department of Correction, they are grouped with Term offenders.
7. **Parole Violator:** An offender who has been placed on parole and then violates the conditions of their parole. Parole Violator status is usually temporary status until a hearing can be conducted to determine if the offender will be returned to Term or Parole status.

8. **Paroled Offender:** An offender that the parole commission has decided to place in society after serving a portion of their sentence. They are supervised by a Parole Officer for the remainder of their court commitment. The offender's status is changed from Term to Parole.
9. **Probation:** An offender that the courts have decided to allow to service their sentence while living in society. They are not incarcerated, but are supervised by a Probation Officer until their court commitment is satisfied.
10. **Reinstated Parole:** An offender who violated their parole and the Parole Commission subsequently decided to reinstate them in Parole status instead of returning them to prison.
11. **Revoked Parole:** An offender who, while on parole, violates the conditions of their parole and is placed back in prison by the Parole Commission. Their status changes back to Term.
12. **Revoked Probation:** An offender who, while serving probation, violates the conditions of their probation and the court changes their sentence to incarceration. The offender's status changes from Probation to Term, or sometimes Rider.
13. **Retained Jurisdiction/Rider Incarcerated (Rider):** An offender committed to an Idaho Department of Correction Rider program. The courts will retain jurisdiction of this offender until the completion of the Rider program. The courts will subsequently determine whether to place this offender on Probation or Term status or to withhold judgment.
14. **Term:** An offender who the courts or the Parole Commission has committed to one of the state prisons.

## Questions?

Vicky Calderón, Principal Research Analyst

Idaho Department of Correction

Evaluation and Compliance: Research and Analysis

P: 208.658.2147 E: [mcaldero@idoc.idaho.gov](mailto:mcaldero@idoc.idaho.gov)