

# IDAHO DEPARTMENT OF CORRECTION

## STANDARD REPORT



Photo courtesy Cpt. Gretchen Woodland, ISCI

## JUNE 2016

The Idaho Department of Correction Standard Report: June 2016 Snapshot contains a monthly overview of incarceration and community supervision offenders.



# TABLE *of* CONTENTS

## Section 1: Incarceration Overview

- 1.1 Admissions and Releases Page 3
- 1.2 Monthly Population Change Page 4
- 1.3 By Crime Group Page 4
- 1.4 By Institution and Legal Status Page 5-6
- 1.5 By Demographics Page 7

## Section 2: Community Corrections Overview

- 2.1 Admissions and Releases Page 8
- 2.2 Monthly Population Change Page 9
- 2.3 By Crime Group Page 9
- 2.4 By District and Legal Status Page 10
- 2.5 By Demographics Page 10-11

## Section 3: Terms and Definitions

- 3.1 Glossary Page 12-13

# SECTION 1: INCARCERATION OVERVIEW

## 1.1 Admissions and Releases

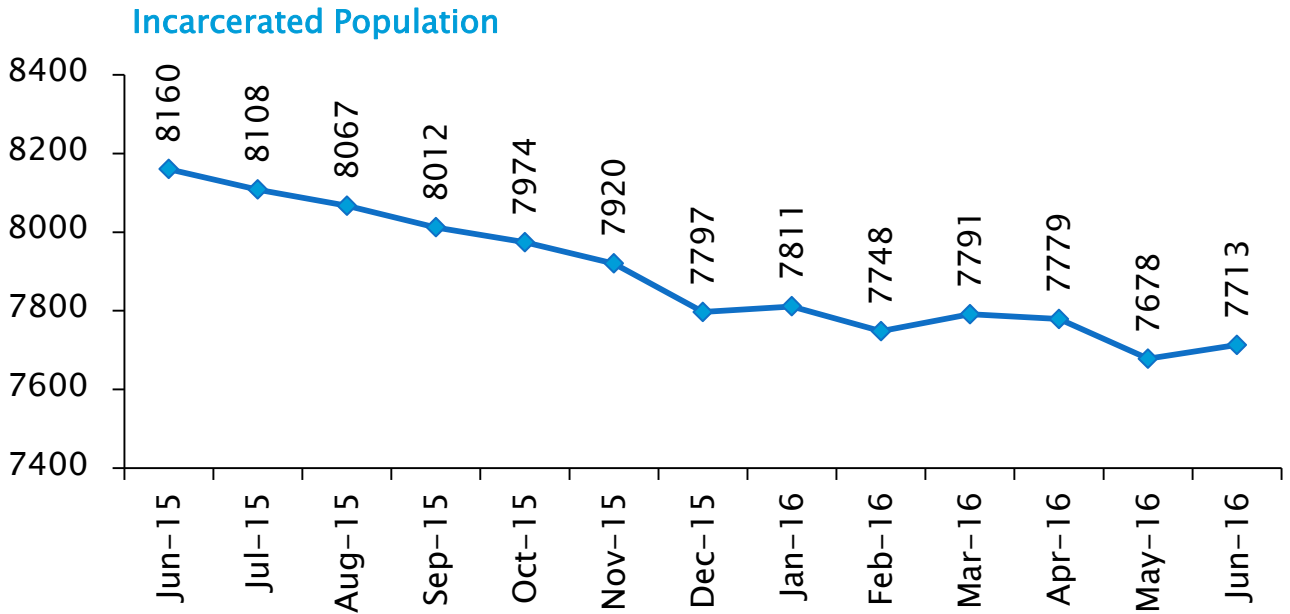
Incarcerated Offender Admissions	Termer	Rider	Parole Violator	Total
Beginning Count as of June 1, 2016	6117	1097	464	7678
New Commitments	32	93	0	125
Revoked Probation	69	92	0	161
Revoked Parole	38	0	0	38
Failed Rider	18	0	0	18
Violated Parole	0	0	164	164
From Other Status	0	1	0	1
<b>Total</b>	<b>157</b>	<b>186</b>	<b>164</b>	<b>507</b>

Incarcerated Offender Releases	Termer	Rider	Parole Violator	Total
To Parole	136	0	102	238
To Probation	0	121	0	121
To Retained Jurisdiction (Rider)	1	0	0	1
To Term Incarceration	0	18	38	56
To Other Status	0	0	0	0
Discharged	44	0	0	44
<b>Total</b>	<b>181</b>	<b>139</b>	<b>140</b>	<b>460</b>

Net Admissions/Releases	Termer	Rider	Parole Violator	Total
Net Admissions/Releases	-24	47	24	47
Ending Count	6093	1144	488	7725
Offenders in Transition*	12	-10	-14	-12
<b>Net Ending Count as of July 1, 2016</b>	<b>6105</b>	<b>1134</b>	<b>474</b>	<b>7713</b>

\*Offenders in Transition is an inherent "lag time" in offender movement that may take a few days to be reflected in the data offender management system.

# 1.2 Monthly Population Change



# 1.3 Distribution by Crime Group

Crime Group	Term	% Term	Rider	% Rider	Violator	% Violator	Total	% Total
Murder/Man	459	7.5%	6	0.5%	4	0.8%	469	6.1%
Sex	1525	25.0%	63	5.6%	62	13.1%	1650	21.4%
Assault	1630	26.7%	251	22.1%	142	30.0%	2023	26.2%
Property	1190	19.5%	325	28.7%	142	30.0%	1657	21.5%
Alcohol	239	3.9%	63	5.6%	15	3.2%	317	4.1%
Drug	1058	17.3%	423	37.3%	109	23.0%	1590	20.6%
Pending*	4	0.1%	3	0.3%	0	0.0%	7	0.1%
<b>Total</b>	<b>6105</b>	<b>100%</b>	<b>1134</b>	<b>100%</b>	<b>474</b>	<b>100%</b>	<b>7713</b>	<b>100%</b>
Percentage	79.2%		14.7%		6.1%		100%	

\*Pending count reflects the incarcerated offenders waiting to be adjudicated for a new crime or the data has not yet been updated in the data management system.

# 1.4 Distribution by Institution and Legal Status

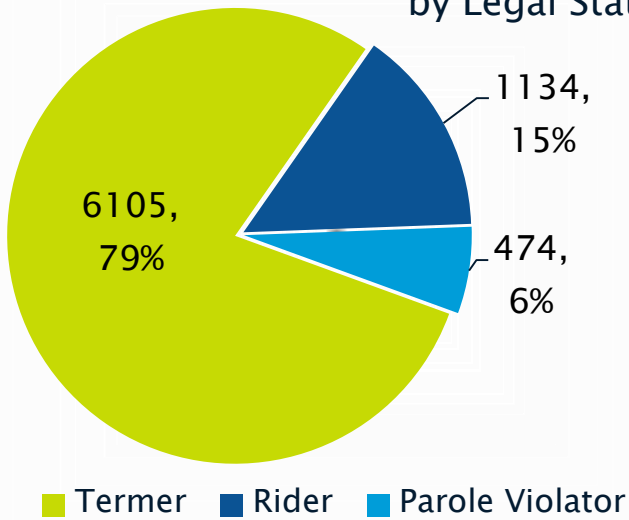
Institutions	Term	Rider	Violator	Total	% Total
<b>IMSI (Male Offenders):</b> Idaho Maximum Security Institution	506	0	3	509	6.6%
<b>ISCI (Male Offenders):</b> Idaho State Correctional Institution	1223	104	69	1396	18.1%
<b>SICI (Male Offenders):</b> South Idaho Correctional Institution	569	0	1	570	7.4%
<b>ICIO (Male Offenders):</b> Idaho Correctional Institution – Orofino	565	3	0	568	7.4%
<b>NICI (Male Offenders):</b> North Idaho Correctional Institution	0	411	0	411	5.3%
<b>SAWC (Male Offenders):</b> St. Anthony Work Camp	237	0	0	237	3.1%
<b>ISCC (Male Offenders):</b> Idaho State Correctional Center	2063	0	58	2121	27.5%
<b>SBWCC (Female Offenders):</b> South Boise Women’s Correctional Center	124	146	17	287	3.7%
<b>CAPP (Contract – Male Offenders):</b> Correctional Alternative Placement Program	28	271	112	411	5.3%
<b>PRC–SICI (Female Riders):</b> Pre–Release Center	1	102	0	103	1.3%
<b>PWCC (Female Offenders):</b> Pocatello Women’s Correctional Center	263	36	11	310	4.0%
Reentry Centers	Term	Rider	Violator	Total	% Total
<b>CRC Nampa (Male Offenders):</b> Community Reentry Center	84	0	0	84	1.1%
<b>CRC Idaho Falls (Male Offenders):</b> Community Reentry Center	83	0	0	83	1.1%
<b>CRC Treasure Valley (Male Offenders):</b> Community Reentry Center	97	0	0	97	1.3%
<b>CRC East Boise (Female Offenders):</b> Community Reentry Center	100	0	0	100	1.3%

Contract Beds	Term	Rider	Violator	Total	% Total
<b>Bonneville Contract (Contract - County Jail):</b> Bonneville Contract Beds	54	5	22	81	1.1%

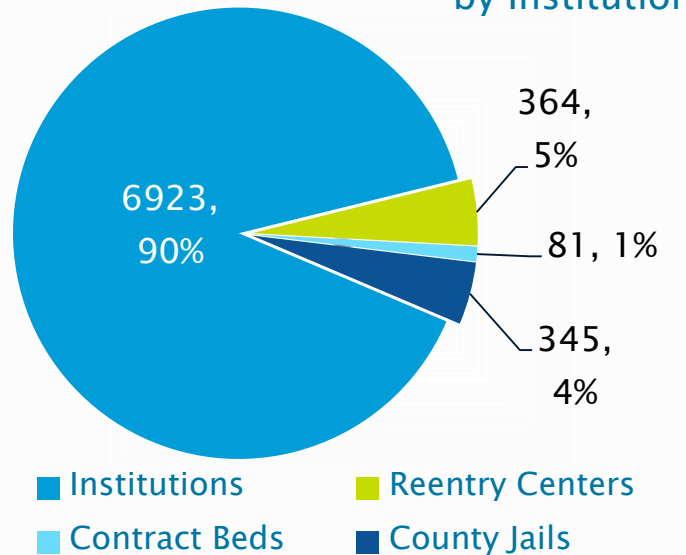
County Jails	Term	Rider	Violator	Total	% Total
<b>County Jails</b>	108	56	181	345	4.5%

Total Distribution By Institution and Legal Status	Term	Rider	Violator	Total	% Total
<b>Total (By Institution &amp; Legal Status):</b> Institutions + Contract Beds + Reentry Centers + County Jails	6105	1134	474	7713	100%

**Incarcerated Population  
by Legal Status**



**Incarcerated Population  
by Institution**



# 1.5 Distribution by Demographics

Age Range	Term	% Term	Rider	% Rider	Violator	% Violator	Total	% Total
Under 18	0	0.0%	0	0.0%	0	0.0%	0	0.0%
18-24	636	10.4%	300	26.5%	30	6.3%	966	12.5%
25-34	2034	33.3%	443	39.1%	211	44.5%	2688	34.9%
35-44	1587	26.0%	269	23.7%	139	29.3%	1995	25.9%
45-54	1093	17.9%	85	7.5%	68	14.3%	1246	16.2%
55-64	558	9.1%	35	3.1%	24	5.1%	617	8.0%
Ages 65+	197	3.2%	2	0.2%	2	0.4%	201	2.6%
<b>Total</b>	<b>6105</b>	<b>100%</b>	<b>1134</b>	<b>100%</b>	<b>474</b>	<b>100%</b>	<b>7713</b>	<b>100%</b>

Ethnicity	Term	% Term	Rider	% Rider	Violator	% Violator	Total	% Total
Asian	25	0.4%	3	0.3%	3	0.6%	31	0.4%
Black	163	2.7%	24	2.1%	20	4.2%	207	2.7%
Hispanic	1025	16.8%	141	12.4%	63	13.3%	1229	15.9%
Indian	228	3.7%	36	3.2%	12	2.5%	276	3.6%
Other	61	1.0%	5	0.4%	7	1.5%	73	0.9%
Unknown	68	1.1%	29	2.6%	2	0.4%	99	1.3%
White	4535	74.3%	896	79.0%	367	77.4%	5798	75.2%
<b>Total</b>	<b>6105</b>	<b>100%</b>	<b>1134</b>	<b>100%</b>	<b>474</b>	<b>100%</b>	<b>7713</b>	<b>100%</b>

Gender	Term	% Term	Rider	% Rider	Violator	% Violator	Total	% Total
Females	566	9.3%	312	27.5%	58	12.2%	936	12.1%
Males	5539	90.7%	822	72.5%	416	87.8%	6777	87.9%
<b>Total</b>	<b>6105</b>	<b>100%</b>	<b>1134</b>	<b>100%</b>	<b>474</b>	<b>100%</b>	<b>7713</b>	<b>100%</b>

# SECTION 2: COMMUNITY OVERVIEW

## 2.1 Admissions and Releases

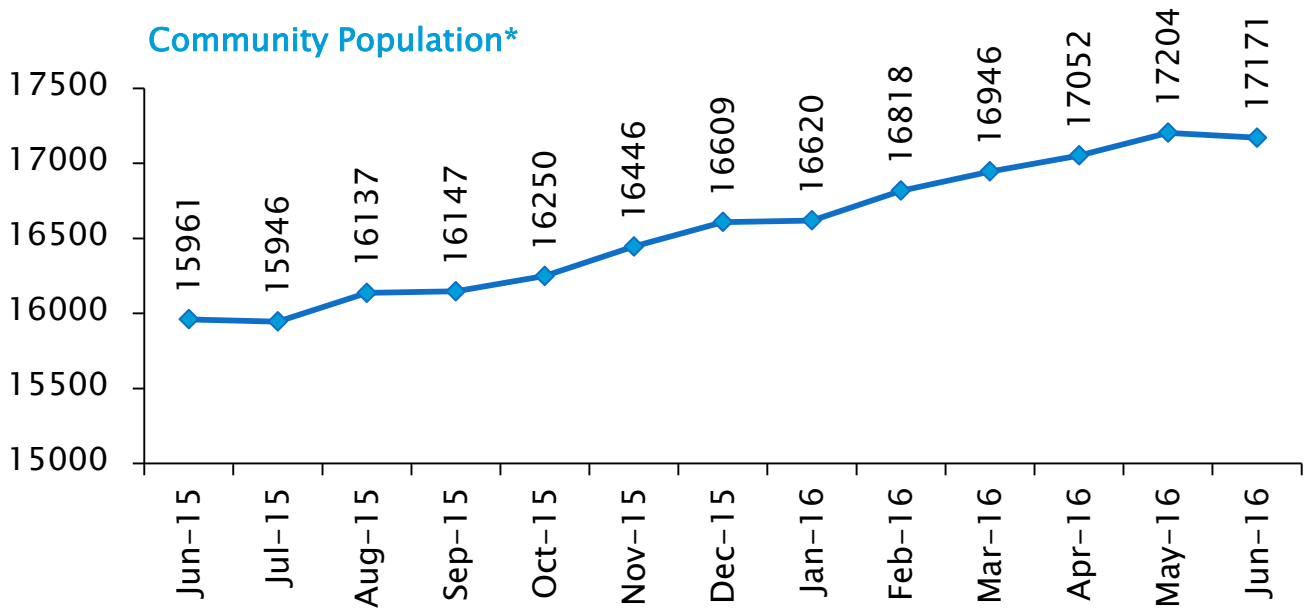
Community Offender Admissions	Parole	Probation	Total
Beginning Count as of June 1, 2016	4198	11189	15387
New Commitments	2	292	294
Successful Rider	0	121	121
Paroled (New)	136	0	136
Reinstated Parole	102	0	102
From Other Status	0	2	2
<b>Total</b>	<b>240</b>	<b>415</b>	<b>655</b>
Community Offender Releases	Parole	Probation	Total
To Probation or Parole	0	2	2
To Parole Violator	164	0	164
To Retained Jurisdiction (Rider)	0	92	92
To Term Incarceration	0	69	69
Discharged	76	247	323
<b>Total</b>	<b>240</b>	<b>410</b>	<b>650</b>
Net Admissions/Releases	Parole	Probation	Total
Net Admissions/Releases	0	5	5
Gross Ending District Count	4198	11194	15392
Offenders in Transition*	-30	-21	-51
<b>Net Ending District Count</b>	<b>4168</b>	<b>11173</b>	<b>15341</b>
Interstate Compact **	583	1247	1830
<b>Net Ending Count as of July 1, 2016 (including Interstate Compact)</b>	<b>4751</b>	<b>12420</b>	<b>17171</b>

\*Offenders in Transition is an inherent "lag time" in offender movement that may take a few days to be reflected in the data offender management system.

\*\*Interstate Compact represents Idaho probationers and parolees who are completing their sentence in another state, but are monitored by Idaho.



## 2.2 Monthly Population Change



## 2.3 Distribution by Crime Group

Crime Group	Probation	% Probation	Parole	% Parole	Total	% Total
Murder/ Man	52	0.4%	142	3.0%	194	1.1%
Sex	688	5.5%	752	15.8%	1440	8.4%
Assault	2173	17.5%	1208	25.4%	3381	19.7%
Property	3450	27.8%	1259	26.5%	4709	27.4%
Alcohol	1735	14.0%	320	6.7%	2055	12.0%
Drug	4104	33.0%	1068	22.5%	5172	30.1%
Pending**	218	1.8%	2	0.0%	220	1.3%
<b>Total</b>	<b>12420</b>	<b>100%</b>	<b>4751</b>	<b>100%</b>	<b>17171</b>	<b>100%</b>
Percentage	72.3%		27.7%		100%	

\*Monthly Community Population Change reflects the ending caseload including Interstate Compact offenders.

\*\*Pending Count reflects the community offenders that have not yet been adjudicated or the data has not yet been updated in the data management system.

## 2.4 Distribution by District and Legal Status

District/Legal Status	Probation	% Probation	Parole	% Parole	Total	% Total
<b>District 0:</b> Limited Supervision Unit	1468	11.8%	585	12.3%	2053	12.0%
<b>District 1:</b> Coeur d'Alene	1634	13.2%	259	5.5%	1893	11.0%
<b>District 2:</b> Lewiston	519	4.2%	118	2.5%	637	3.7%
<b>District 3:</b> Caldwell	1944	15.7%	633	13.3%	2577	15.0%
<b>District 4:</b> Boise	2448	19.7%	1569	33.0%	4017	23.4%
<b>District 5:</b> Twin Falls	1319	10.6%	457	9.6%	1776	10.3%
<b>District 6:</b> Pocatello	769	6.2%	178	3.7%	947	5.5%
<b>District 7:</b> Idaho Falls	1072	8.6%	369	7.8%	1441	8.4%
+ Interstate Compact	1247	10.0%	583	12.3%	1830	10.7%
<b>Total</b>	<b>12420</b>	<b>100%</b>	<b>4751</b>	<b>100%</b>	<b>17171</b>	<b>100%</b>

## 2.5 Distribution by Demographics

Age Distribution	Probation	% Probation	Parole	% Parole	Total	% Total
Under 18	1	0.0%	0	0.0%	1	0.0%
Ages 18–24	1889	15.2%	181	3.8%	2070	12.1%
Ages 25–34	4461	35.9%	1516	31.9%	5977	34.8%
Ages 35–44	3132	25.2%	1359	28.6%	4491	26.2%
Ages 45–54	1929	15.5%	1060	22.3%	2989	17.4%
Ages 55–64	821	6.6%	518	10.9%	1339	7.8%
Ages 65+	187	1.5%	117	2.5%	304	1.8%
<b>Total</b>	<b>12420</b>	<b>100%</b>	<b>4751</b>	<b>100%</b>	<b>17171</b>	<b>100%</b>

<b>Ethnicity Distribution</b>	<b>Probation</b>	<b>% Probation</b>	<b>Parole</b>	<b>% Parole</b>	<b>Total</b>	<b>% Total</b>
Asian	70	0.6%	35	0.7%	105	0.6%
Black	230	1.9%	154	3.2%	384	2.2%
Hispanic	1302	10.5%	584	12.3%	1886	11.0%
Indian	296	2.4%	128	2.7%	424	2.5%
Other	104	0.8%	43	0.9%	147	0.9%
Unknown	1307	10.5%	75	1.6%	1382	8.0%
White	9111	73.4%	3732	78.6%	12843	74.8%
<b>Total</b>	<b>12420</b>	<b>100%</b>	<b>4751</b>	<b>100%</b>	<b>17171</b>	<b>100%</b>

<b>Gender Distribution</b>	<b>Probation</b>	<b>% Probation</b>	<b>Parole</b>	<b>% Parole</b>	<b>Total</b>	<b>% Total</b>
Females	3562	28.7%	777	16.4%	4339	25.3%
Males	8858	71.3%	3974	83.6%	12832	74.7%
<b>Total</b>	<b>12420</b>	<b>100%</b>	<b>4751</b>	<b>100%</b>	<b>17171</b>	<b>100%</b>

## 3.1 Glossary

1. **Admission:** An offender who has been committed by the courts to the Idaho Department of Correction. The offender may enter the department's jurisdiction in Probation, Rider, or Term Status. A subsequent change from Probation or Rider to Term is also typically referred to as an admission to Term.
2. **Civil Commitment:** A form of confinement for offenders who are mentally ill, incompetent, alcohol or drug addicted, as contrasted with the criminal commitment for their sentence. Since they represent a per diem obligation to the Idaho Department of Correction, they are grouped with Term offenders.
3. **Discharged Offender:** Offenders whose court commitment is satisfied or who die while under the jurisdiction of the Idaho Department of Correction. Offenders may be discharged from Parole, Probation, Rider, Term or Parole Violator status.
4. **Incarcerated:** Offenders whose court commitment is satisfied or who die while under the jurisdiction of the Idaho Department of Correction. Offenders may be discharged from Parole, Probation, Rider, Term or Parole Violator status.
5. **New Commitment:** An offender who has been committed by the courts to the Idaho Department of Correction for the first time or after satisfying a previous court commitment has been committed for a new crime. They may enter a Probation, Rider, or Term status.
6. **Non-Idaho Offender:** An offender who is sentenced by a jurisdiction other than Idaho, but is housed by the Idaho Department of Correction for security reasons. Since they represent a per diem obligation to the Idaho Department of Correction, they are grouped with Term offenders.
7. **Parole Violator:** An offender who has been placed on parole and then violates the conditions of their parole. Parole Violator status is usually temporary status until a hearing can be conducted to determine if the offender will be returned to Term or Parole status.

8. **Paroled Offender:** An offender that the parole commission has decided to place in society after serving a portion of their sentence. They are supervised by a Parole Officer for the remainder of their court commitment. The offender's status is changed from Term to Parole.
9. **Probation:** An offender that the courts have decided to allow to service their sentence while living in society. They are not incarcerated, but are supervised by a Probation Officer until their court commitment is satisfied.
10. **Reinstated Parole:** An offender who violated their parole and the Parole Commission subsequently decided to reinstate them in Parole status instead of returning them to prison.
11. **Revoked Parole:** An offender who, while on parole, violates the conditions of their parole and is placed back in prison by the Parole Commission. Their status changes back to Term.
12. **Revoked Probation:** An offender who, while serving probation, violates the conditions of their probation and the court changes their sentence to incarceration. The offender's status changes from Probation to Term, or sometimes Rider.
13. **Retained Jurisdiction/Rider Incarcerated (Rider):** An offender committed to an Idaho Department of Correction Rider program. The courts will retain jurisdiction of this offender until the completion of the Rider program. The courts will subsequently determine whether to place this offender on Probation or Term status or to withhold judgment.
14. **Term:** An offender who the courts or the Parole Commission has committed to one of the state prisons.

## Questions?

Vicky Calderón, Principal Research Analyst

Idaho Department of Correction

Evaluation and Compliance

P: 208.658.2147    E: [mcaldero@idoc.idaho.gov](mailto:mcaldero@idoc.idaho.gov)