

IDAHO DEPARTMENT OF CORRECTION

STANDARD REPORT



NOVEMBER 2015

The Idaho Department of Correction Standard Report: November 2015 Snapshot contains a monthly overview of incarceration and community supervision offenders.

IDAHO
DEPARTMENT OF
CORRECTION



TABLE *of* CONTENTS

Section 1: Incarceration Overview

- 1.1 Admissions and Releases Page 3
- 1.2 Monthly Population Change Page 4
- 1.3 By Crime Group Page 4
- 1.4 By Institution and Legal Status Page 5-6
- 1.5 By Demographics Page 7

Section 2: Community Corrections Overview

- 2.1 Admissions and Releases Page 8
- 2.2 Monthly Population Change Page 9
- 2.3 By Crime Group Page 9
- 2.4 By District and Legal Status Page 10
- 2.5 By Demographics Page 10-11

Section 3: Terms and Definitions

- 3.1 Glossary Page 12-13

SECTION 1: INCARCERATION OVERVIEW

1.1 Admissions and Releases

| Incarcerated Offender Admissions | Termer | Rider | Parole Violator | Total |
|---|-------------|-------------|-----------------|-------------|
| Beginning Count as of November 1, 2015 | 6359 | 1117 | 498 | 7974 |
| New Commitments | 45 | 100 | 0 | 145 |
| Revoked Probation | 61 | 119 | 0 | 180 |
| Revoked Parole | 28 | 0 | 0 | 28 |
| Failed Rider | 19 | 0 | 0 | 19 |
| Violated Parole | 0 | 0 | 114 | 114 |
| From Other Status | 0 | 2 | 0 | 2 |
| Total | 153 | 221 | 114 | 488 |

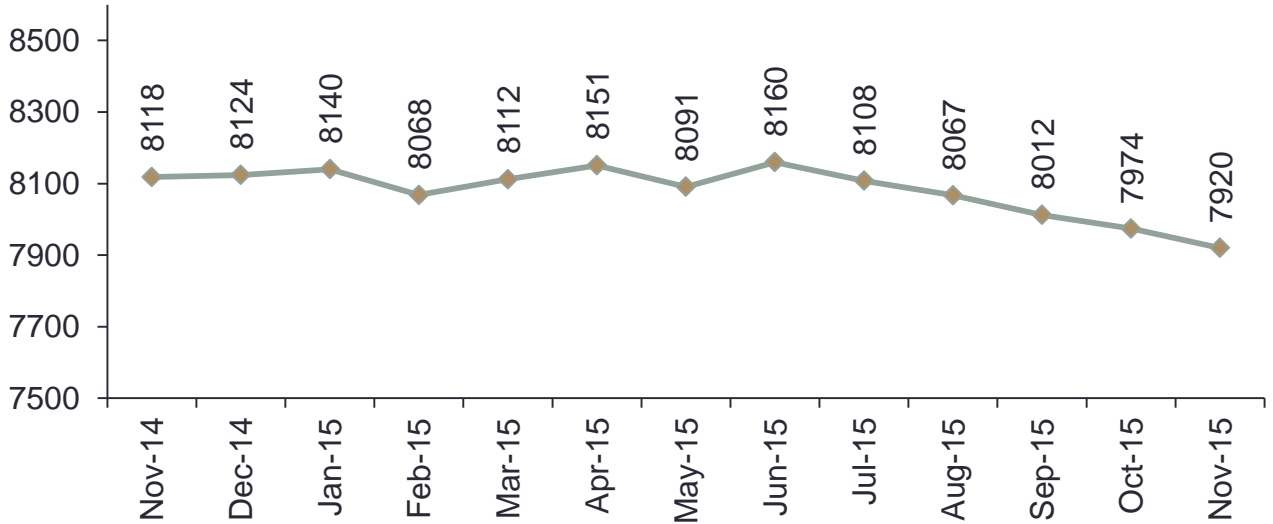
| Incarcerated Offender Releases | Termer | Rider | Parole Violator | Total |
|----------------------------------|------------|------------|-----------------|------------|
| To Parole | 178 | 0 | 68 | 246 |
| To Probation | 1 | 217 | 0 | 218 |
| To Retained Jurisdiction (Rider) | 2 | 0 | 0 | 2 |
| To Term Incarceration | 0 | 19 | 27 | 46 |
| To Other Status | 1 | 0 | 0 | 1 |
| Discharged | 44 | 0 | 0 | 44 |
| Total | 226 | 236 | 95 | 557 |

| Net Admissions/Releases | Termer | Rider | Parole Violator | Total |
|--|-------------|-------------|-----------------|-------------|
| Net Admissions/Releases | -73 | -15 | 19 | -69 |
| Ending Count | 6286 | 1102 | 517 | 7905 |
| Offenders in Transition* | 41 | -6 | -20 | 15 |
| Net Ending Count as of December 1, 2015 | 6327 | 1096 | 497 | 7920 |

*Offenders in Transition is an inherent "lag time" in offender movement that may take a few days to be reflected in the data offender management system.

1.2 Monthly Population Change

Incarcerated Population



1.3 Distribution by Crime Group

| Crime Group | Term | % Term | Rider | % Rider | Violator | % Violator | Total | % Total |
|--------------|-------------|-------------|-------------|-------------|------------|-------------|-------------|-------------|
| Murder/ Man | 452 | 7.1% | 3 | 0.3% | 6 | 1.2% | 461 | 5.8% |
| Sex | 1583 | 25.0% | 76 | 6.9% | 50 | 10.1% | 1709 | 21.6% |
| Assault | 1674 | 26.5% | 233 | 21.3% | 170 | 34.2% | 2077 | 26.2% |
| Property | 1293 | 20.4% | 309 | 28.2% | 141 | 28.4% | 1743 | 22.0% |
| Alcohol | 245 | 3.9% | 92 | 8.4% | 29 | 5.8% | 366 | 4.6% |
| Drug | 1076 | 17.0% | 377 | 34.4% | 101 | 20.3% | 1554 | 19.6% |
| Pending* | 4 | 0.1% | 6 | 0.5% | 0 | 0.0% | 10 | 0.1% |
| Total | 6327 | 100% | 1096 | 100% | 497 | 100% | 7920 | 100% |
| Percentage | 79.9% | | 13.8% | | 6.3% | | 100% | |

*Pending count reflects the incarcerated offenders waiting to be adjudicated for a new crime or the data has not yet been updated in the data management system.

1.4 Distribution by Institution and Legal Status

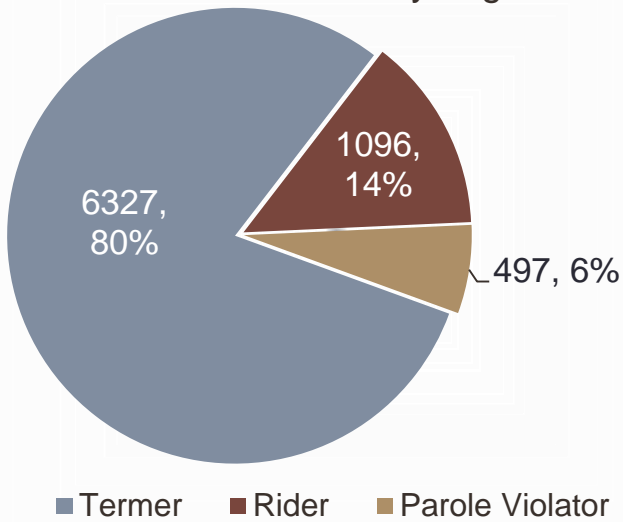
| Institutions | Term | Rider | Violator | Total | % Total |
|--|------|-------|----------|-------|---------|
| IMSI (Male Offenders): Idaho Maximum Security Institution | 438 | 0 | 3 | 441 | 5.6% |
| ISCI (Male Offenders): Idaho State Correctional Institution | 1241 | 83 | 82 | 1406 | 17.8% |
| SICI (Male Offenders): South Idaho Correctional Institution | 538 | 0 | 3 | 541 | 6.8% |
| ICIO (Male Offenders): Idaho Correctional Institution – Orofino | 550 | 21 | 1 | 572 | 7.2% |
| NICI (Male Offenders): North Idaho Correctional Institution | 0 | 408 | 0 | 408 | 5.2% |
| SAWC (Male Offenders): St. Anthony Work Camp | 234 | 0 | 0 | 234 | 3.0% |
| ISCC (Male Offenders): Idaho State Correctional Center | 2007 | 0 | 88 | 2095 | 26.5% |
| SBWCC (Female Offenders): South Boise Women’s Correctional Center | 109 | 138 | 14 | 261 | 3.3% |
| CAPP (Contract - Male Offenders): Correctional Alternative Placement Program | 59 | 219 | 50 | 328 | 4.1% |
| PRC-SICI (Female Riders): Pre-Release Center | 1 | 78 | 6 | 85 | 1.1% |
| PRCC (Female Offenders): Pocatello Women’s Correctional Center | 252 | 31 | 17 | 300 | 3.8% |
| Reentry Centers | Term | Rider | Violator | Total | % Total |
| CRC Nampa (Male Offenders): Community Reentry Center | 84 | 0 | 0 | 84 | 1.1% |
| CRC Idaho Falls (Male Offenders): Community Reentry Center | 84 | 0 | 0 | 84 | 1.1% |
| CRC Treasure Valley (Male Offenders): Community Reentry Center | 95 | 0 | 1 | 96 | 1.2% |
| CRC East Boise (Female Offenders): Community Reentry Center | 98 | 0 | 0 | 98 | 1.2% |

| Contract Beds | Term | Rider | Violator | Total | % Total |
|--|------|-------|----------|-------|---------|
| Kit Carson (Contract - Male Offenders): Kit Carson Contract Beds | 208 | 0 | 0 | 208 | 2.6% |
| Bonneville Contract (Contract – County Jail): Bonneville Contract Beds | 72 | 0 | 0 | 72 | 0.9% |

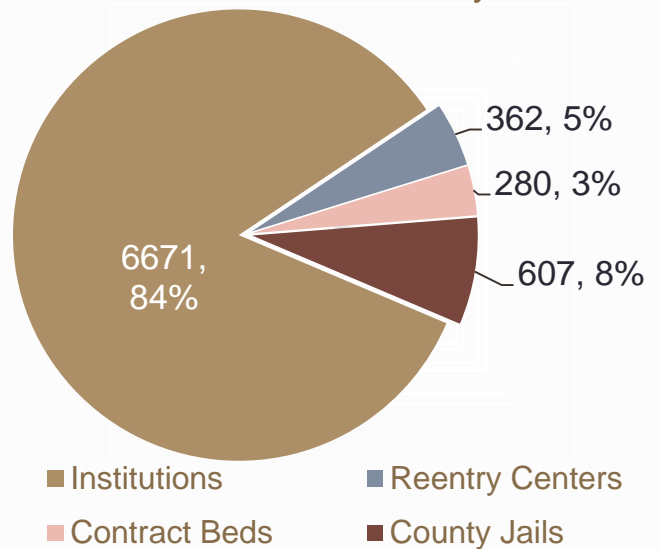
| County Jails | Term | Rider | Violator | Total | % Total |
|---------------------|------|-------|----------|-------|---------|
| County Jails | 257 | 118 | 232 | 607 | 7.7% |

| Total Distribution By Institution and Legal Status | Term | Rider | Violator | Total | % Total |
|---|------|-------|----------|-------|---------|
| Total (By Institution & Legal Status): Institutions + Contract Beds + Reentry Centers + County Jails | 6327 | 1096 | 497 | 7920 | 100% |

Incarcerated Population
by Legal Status



Incarcerated Population
by Institution



1.5 Distribution by Demographics

| Age Range | Term | % Term | Rider | % Rider | Violator | % Violator | Total | % Total |
|--------------|-------------|-------------|-------------|-------------|------------|-------------|-------------|-------------|
| Under 18 | 0 | 0.0% | 1 | 0.1% | 0 | 0.0% | 1 | 0.0% |
| Ages 18-24 | 678 | 10.7% | 289 | 26.4% | 29 | 5.8% | 996 | 12.6% |
| Ages 25-34 | 2063 | 32.6% | 428 | 39.1% | 225 | 45.3% | 2716 | 34.3% |
| Ages 35-44 | 1648 | 26.0% | 232 | 21.2% | 146 | 29.4% | 2026 | 25.6% |
| Ages 45-54 | 1176 | 18.6% | 105 | 9.6% | 73 | 14.7% | 1354 | 17.1% |
| Ages 55-64 | 571 | 9.0% | 38 | 3.5% | 22 | 4.4% | 631 | 8.0% |
| Ages 65+ | 191 | 3.0% | 3 | 0.3% | 2 | 0.4% | 196 | 2.5% |
| Total | 6327 | 100% | 1096 | 100% | 497 | 100% | 7920 | 100% |

| Ethnicity | Term | % Term | Rider | % Rider | Violator | % Violator | Total | % Total |
|--------------|-------------|-------------|-------------|-------------|------------|-------------|-------------|-------------|
| Asian | 24 | 0.4% | 2 | 0.2% | 5 | 1.0% | 31 | 0.4% |
| Black | 173 | 2.7% | 20 | 1.8% | 19 | 3.8% | 212 | 2.7% |
| Hispanic | 1005 | 15.9% | 138 | 12.6% | 84 | 16.9% | 1227 | 15.5% |
| Indian | 242 | 3.8% | 37 | 3.4% | 9 | 1.8% | 288 | 3.6% |
| Other | 61 | 1.0% | 7 | 0.6% | 8 | 1.6% | 76 | 1.0% |
| Unknown | 91 | 1.4% | 48 | 4.4% | 2 | 0.4% | 141 | 1.8% |
| White | 4731 | 74.8% | 844 | 77.0% | 370 | 74.4% | 5945 | 75.1% |
| Total | 6327 | 100% | 1096 | 100% | 497 | 100% | 7920 | 100% |

| Gender | Term | % Term | Rider | % Rider | Violator | % Violator | Total | % Total |
|--------------|-------------|-------------|-------------|-------------|------------|-------------|-------------|-------------|
| Females | 622 | 9.8% | 291 | 26.6% | 70 | 14.1% | 983 | 12.4% |
| Males | 5705 | 90.2% | 805 | 73.4% | 427 | 85.9% | 6937 | 87.6% |
| Total | 6327 | 100% | 1096 | 100% | 497 | 100% | 7920 | 100% |

SECTION 2: COMMUNITY OVERVIEW

2.1 Admissions and Releases

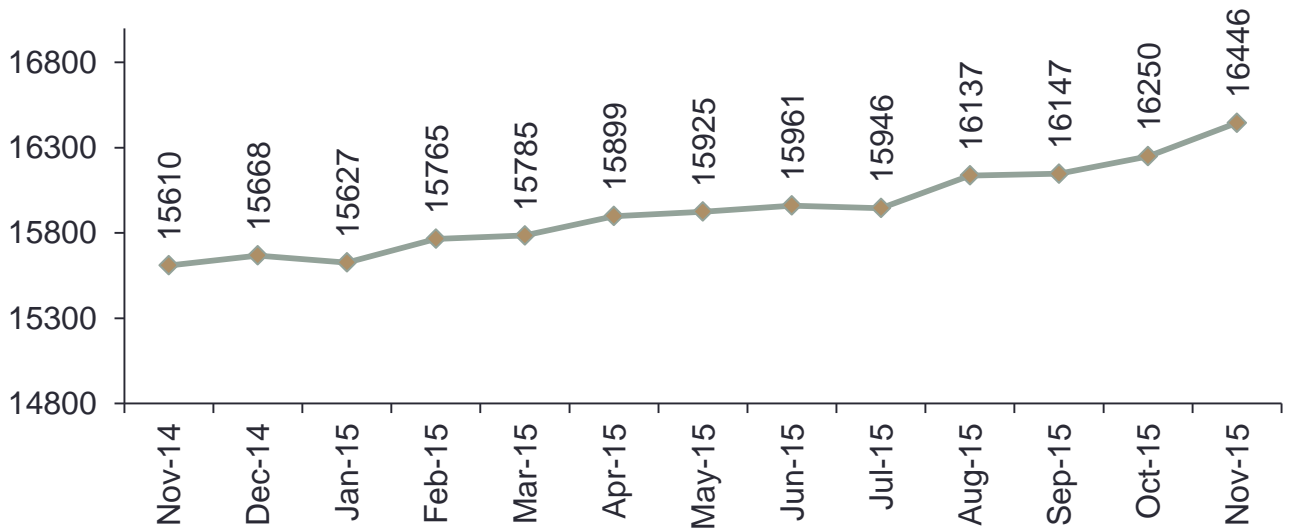
| Community Offender Admissions | Parole | Probation | Total |
|--|-------------|--------------|--------------|
| Beginning Count as of November 1, 2015 | 3610 | 10817 | 14427 |
| New Commitments | 1 | 257 | 258 |
| Successful Rider | 0 | 217 | 217 |
| Paroled (New) | 178 | 0 | 178 |
| Reinstated Parole | 68 | 0 | 68 |
| From Other Status | 0 | 8 | 8 |
| Total | 247 | 482 | 729 |
| Community Offender Releases | Parole | Probation | Total |
| To Probation or Parole | 0 | 7 | 7 |
| To Parole Violator | 114 | 0 | 114 |
| To Retained Jurisdiction (Rider) | 0 | 119 | 119 |
| To Term Incarceration | 1 | 61 | 62 |
| Discharged | 52 | 198 | 250 |
| Total | 167 | 385 | 552 |
| Net Admissions/Releases | Parole | Probation | Total |
| Net Admissions/Releases | 80 | 97 | 177 |
| Gross Ending District Count | 3690 | 10914 | 14604 |
| Offenders in Transition* | 33 | -34 | -1 |
| Net Ending District Count | 3723 | 10880 | 14603 |
| Interstate Compact ** | 599 | 1244 | 1843 |
| Net Ending Count as of December 1, 2015 (including Interstate Compact) | 4322 | 12124 | 16446 |

*Offenders in Transition is an inherent "lag time" in offender movement that may take a few days to be reflected in the data offender management system.

**Interstate Compact represents Idaho probationers and parolees who are completing their sentence in another state, but are monitored by Idaho.

2.2 Monthly Population Change

Community Population*



2.3 Distribution by Crime Group

| Crime Group | Probation | % Probation | Parole | % Parole | Total | % Total |
|--------------|--------------|-------------|-------------|-------------|--------------|-------------|
| Murder/ Man | 46 | 0.4% | 141 | 3.3% | 187 | 1.1% |
| Sex | 679 | 5.6% | 686 | 15.9% | 1365 | 8.3% |
| Assault | 2136 | 17.6% | 1059 | 24.5% | 3195 | 19.4% |
| Property | 3441 | 28.4% | 1146 | 26.5% | 4587 | 27.9% |
| Alcohol | 1746 | 14.4% | 299 | 6.9% | 2045 | 12.4% |
| Drug | 3931 | 32.4% | 990 | 22.9% | 4921 | 29.9% |
| Pending** | 145 | 1.2% | 1 | 0.0% | 146 | 0.9% |
| Total | 12124 | 100% | 4322 | 100% | 16446 | 100% |
| Percentage | 73.7% | | 26.3% | | 100% | |

*Monthly Community Population Change reflects the ending caseload including Interstate Compact offenders.

**Pending Count reflects the community offenders that have not yet been adjudicated or the data has not yet been updated in the data management system.

2.4 Distribution by District and Legal Status

| District/Legal Status | Probation | % Probation | Parole | % Parole | Total | % Total |
|--|--------------|-------------|-------------|-------------|--------------|-------------|
| District 0: Limited Supervision Unit | 967 | 8.0% | 347 | 8.0% | 1314 | 8.0% |
| District 1: Coeur d'Alene | 1686 | 13.9% | 261 | 6.0% | 1947 | 11.8% |
| District 2: Lewiston | 528 | 4.4% | 102 | 2.4% | 630 | 3.8% |
| District 3: Caldwell | 2014 | 16.6% | 623 | 14.4% | 2637 | 16.0% |
| District 4: Boise | 2577 | 21.3% | 1445 | 33.4% | 4022 | 24.5% |
| District 5: Twin Falls | 1314 | 10.8% | 434 | 10.0% | 1748 | 10.6% |
| District 6: Pocatello | 726 | 6.0% | 177 | 4.1% | 903 | 5.5% |
| District 7: Idaho Falls | 1068 | 8.8% | 334 | 7.7% | 1402 | 8.5% |
| + Interstate Compact | 1244 | 10.3% | 599 | 13.9% | 1843 | 11.2% |
| Total | 12124 | 100% | 4322 | 100% | 16446 | 100% |

2.5 Distribution by Demographics

| Age Distribution | Probation | % Probation | Parole | % Parole | Total | % Total |
|------------------|--------------|-------------|-------------|-------------|--------------|-------------|
| Under 18 | 4 | 0.0% | 0 | 0.0% | 4 | 0.0% |
| Ages 18-24 | 1914 | 15.8% | 159 | 3.7% | 2073 | 12.6% |
| Ages 25-34 | 4363 | 36.0% | 1368 | 31.7% | 5731 | 34.8% |
| Ages 35-44 | 2980 | 24.6% | 1238 | 28.6% | 4218 | 25.6% |
| Ages 45-54 | 1873 | 15.4% | 988 | 22.9% | 2861 | 17.4% |
| Ages 55-64 | 807 | 6.7% | 455 | 10.5% | 1262 | 7.7% |
| Ages 65+ | 183 | 1.5% | 114 | 2.6% | 297 | 1.8% |
| Total | 12124 | 100% | 4322 | 100% | 16446 | 100% |

| Ethnicity Distribution | Probation | % Probation | Parole | % Parole | Total | % Total |
|-------------------------------|------------------|--------------------|---------------|-----------------|--------------|----------------|
| Asian | 67 | 0.6% | 37 | 0.9% | 104 | 0.6% |
| Black | 222 | 1.8% | 141 | 3.3% | 363 | 2.2% |
| Hispanic | 1306 | 10.8% | 512 | 11.8% | 1818 | 11.1% |
| Indian | 285 | 2.4% | 117 | 2.7% | 402 | 2.4% |
| Other | 92 | 0.8% | 35 | 0.8% | 127 | 0.8% |
| Unknown | 1245 | 10.3% | 71 | 1.6% | 1316 | 8.0% |
| White | 8907 | 73.5% | 3409 | 78.9% | 12316 | 74.9% |
| Total | 12124 | 100% | 4322 | 100% | 16446 | 100% |

| Gender Distribution | Probation | % Probation | Parole | % Parole | Total | % Total |
|----------------------------|------------------|--------------------|---------------|-----------------|--------------|----------------|
| Females | 3393 | 28.0% | 691 | 16.0% | 4084 | 24.8% |
| Males | 8731 | 72.0% | 3631 | 84.0% | 12362 | 75.2% |
| Total | 12124 | 100% | 4322 | 100% | 16446 | 100% |

3.1 Glossary

1. **Admission:** An offender who has been committed by the courts to the Idaho Department of Correction. The offender may enter the department's jurisdiction in Probation, Rider, or Term Status. A subsequent change from Probation or Rider to Term is also typically referred to as an admission to Term.
2. **Civil Commitment:** A form of confinement for offenders who are mentally ill, incompetent, alcohol or drug addicted, as contrasted with the criminal commitment for their sentence. Since they represent a per diem obligation to the Idaho Department of Correction, they are grouped with Term offenders.
3. **Discharged Offender:** Offenders whose court commitment is satisfied or who die while under the jurisdiction of the Idaho Department of Correction. Offenders may be discharged from Parole, Probation, Rider, Term or Parole Violator status.
4. **Incarcerated:** Offenders whose court commitment is satisfied or who die while under the jurisdiction of the Idaho Department of Correction. Offenders may be discharged from Parole, Probation, Rider, Term or Parole Violator status.
5. **New Commitment:** An offender who has been committed by the courts to the Idaho Department of Correction for the first time or after satisfying a previous court commitment has been committed for a new crime. They may enter a Probation, Rider, or Term status.
6. **Non-Idaho Offender:** An offender who is sentenced by a jurisdiction other than Idaho, but is housed by the Idaho Department of Correction for security reasons. Since they represent a per diem obligation to the Idaho Department of Correction, they are grouped with Term offenders.
7. **Parole Violator:** An offender who has been placed on parole and then violates the conditions of their parole. Parole Violator status is usually temporary status until a hearing can be conducted to determine if the offender will be returned to Term or Parole status.

8. **Paroled Offender:** An offender that the parole commission has decided to place in society after serving a portion of their sentence. They are supervised by a Parole Officer for the remainder of their court commitment. The offender's status is changed from Term to Parole.
9. **Probation:** An offender that the courts have decided to allow to service their sentence while living in society. They are not incarcerated, but are supervised by a Probation Officer until their court commitment is satisfied.
10. **Reinstated Parole:** An offender who violated their parole and the Parole Commission subsequently decided to reinstate them in Parole status instead of returning them to prison.
11. **Revoked Parole:** An offender who, while on parole, violates the conditions of their parole and is placed back in prison by the Parole Commission. Their status changes back to Term.
12. **Revoked Probation:** An offender who, while serving probation, violates the conditions of their probation and the court changes their sentence to incarceration. The offender's status changes from Probation to Term, or sometimes Rider.
13. **Retained Jurisdiction/Rider Incarcerated (Rider):** An offender committed to an Idaho Department of Correction Rider program. The courts will retain jurisdiction of this offender until the completion of the Rider program. The courts will subsequently determine whether to place this offender on Probation or Term status or to withhold judgment.
14. **Term:** An offender who the courts or the Parole Commission has committed to one of the state prisons.

Questions?

Vicky Calderón, Principal Research Analyst

Idaho Department of Correction

Evaluation and Compliance: Research and Analysis

P: 208.658.2147 E: mcaldero@idoc.idaho.gov