

# IDAHO DEPARTMENT OF CORRECTION

## STANDARD REPORT



Photo courtesy Warden Chad Page, SICI

# NOVEMBER 2016

The Idaho Department of Correction Standard Report: November 2016 Snapshot contains a monthly overview of incarceration and community supervision offenders.



# TABLE *of* CONTENTS

## Section 1: Incarceration Overview

- 1.1 Admissions and Releases Page 3
- 1.2 Monthly Population Change Page 4
- 1.3 By Crime Group Page 4
- 1.4 By Institution and Legal Status Page 5-6
- 1.5 By Demographics Page 7

## Section 2: Community Corrections Overview

- 2.1 Admissions and Releases Page 8
- 2.2 Monthly Population Change Page 9
- 2.3 By Crime Group Page 9
- 2.4 By District and Legal Status Page 10
- 2.5 By Demographics Page 10-11

## Section 3: Terms and Definitions

- 3.1 Glossary Page 12-13

# SECTION 1: INCARCERATION OVERVIEW

## 1.1 Admissions and Releases

Incarcerated Offender Admissions	Termer	Rider	Parole Violator	Total
<b>Beginning Count as of November 1, 2016</b>	<b>6014</b>	<b>1384</b>	<b>548</b>	<b>7946</b>
New Commitments	50	79	0	129
Revoked Probation	64	92	0	156
Revoked Parole	65	0	0	65
Failed Rider	16	0	0	16
Violated Parole	0	0	177	177
From Other Status	0	0	0	0
<b>Total</b>	<b>195</b>	<b>171</b>	<b>177</b>	<b>543</b>

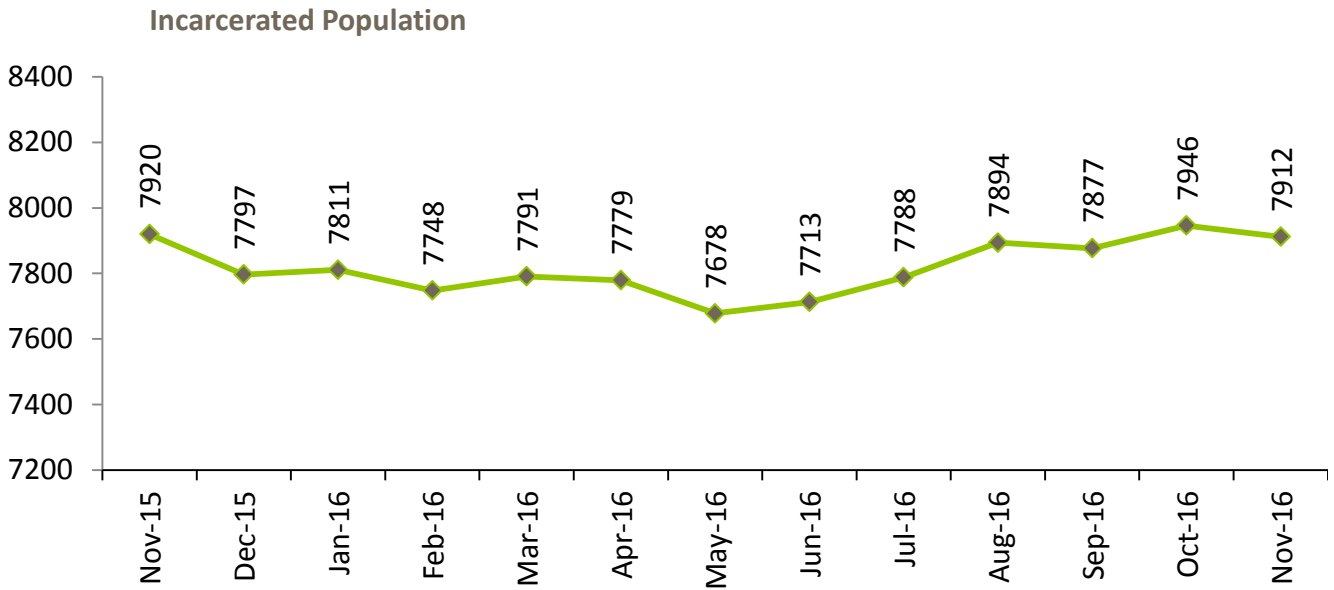
Incarcerated Offender Releases	Termer	Rider	Parole Violator	Total
To Parole	144	0	99	243
To Probation	3	188	0	191
To Retained Jurisdiction (Rider)	0	0	0	0
To Term Incarceration	0	16	65	81
To Other Status	0	0	0	0
Discharged	44	1	0	45
<b>Total</b>	<b>191</b>	<b>205</b>	<b>164</b>	<b>560</b>

Net Admissions/Releases	Termer	Rider	Parole Violator	Total
<b>Net Admissions/Releases</b>	<b>4</b>	<b>-34</b>	<b>13</b>	<b>-17</b>
Ending Count	6018	1350	561	7929
Offenders in Transition*	-9	-19	11	-17
<b>Net Ending Count as of December 1, 2016</b>	<b>6009</b>	<b>1331</b>	<b>572</b>	<b>7912</b>

Note: Admission and release counts are reflective as of date the data was pulled for this report (01/31/2017).

\*Offenders in Transition is an inherent "lag time" in offender movement that may take a few days to be reflected in the data offender management system.

## 1.2 Monthly Population Change



## 1.3 Distribution by Crime Group

Crime Group	Term	% Term	Rider	% Rider	Violator	% Violator	Total	% Total
Murder/ Man	454	7.6%	1	0.1%	3	0.5%	458	5.8%
Sex	1490	24.8%	73	5.5%	55	9.6%	1618	20.4%
Assault	1621	27.0%	283	21.3%	178	31.1%	2082	26.3%
Property	1157	19.3%	383	28.8%	163	28.5%	1703	21.5%
Alcohol	241	4.0%	83	6.2%	29	5.1%	353	4.5%
Drug	1039	17.3%	500	37.6%	144	25.2%	1683	21.3%
Pending*	7	0.1%	8	0.6%	0	0.0%	15	0.2%
<b>Total</b>	<b>6009</b>	<b>100%</b>	<b>1331</b>	<b>100%</b>	<b>572</b>	<b>100%</b>	<b>7912</b>	<b>100%</b>
Percentage	75.9%		16.8%		7.2%		100%	

\*Pending count reflects the incarcerated offenders waiting to be adjudicated for a new crime or the data has not yet been updated in the data management system.

## 1.4 Distribution by Institution and Legal Status

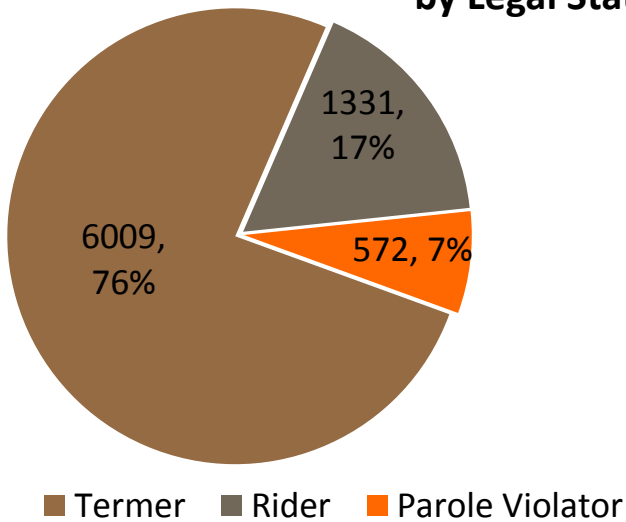
Institutions	Term	Rider	Violator	Total	% Total
<b>IMSI (Male Offenders):</b> Idaho Maximum Security Institution	514	0	4	518	6.5%
<b>ISCI (Male Offenders):</b> Idaho State Correctional Institution	1201	126	98	1425	18.0%
<b>SICI (Male Offenders):</b> South Idaho Correctional Institution	564	0	2	566	7.2%
<b>ICIO (Male Offenders):</b> Idaho Correctional Institution – Orofino	447	7	0	454	5.7%
<b>NICI (Male Offenders):</b> North Idaho Correctional Institution	0	404	0	404	5.1%
<b>SAWC (Male Offenders):</b> St. Anthony Work Camp	234	0	0	234	3.0%
<b>ISCC (Male Offenders):</b> Idaho State Correctional Center	2039	0	72	2111	26.7%
<b>SBWCC (Female Offenders):</b> South Boise Women’s Correctional Center	108	139	17	264	3.3%
<b>CAPP (Contract - Male Offenders):</b> Correctional Alternative Placement Program	7	390	8	405	5.1%
<b>PRC-SICI (Female Riders):</b> Pre-Release Center	1	98	0	99	1.3%
<b>PWCC (Female Offenders):</b> Pocatello Women’s Correctional Center	251	47	9	307	3.9%
Reentry Centers	Term	Rider	Violator	Total	% Total
<b>CRC Nampa (Male Offenders):</b> Community Reentry Center	82	0	2	84	1.1%
<b>CRC Idaho Falls (Male Offenders):</b> Community Reentry Center	83	0	0	83	1.0%
<b>CRC Treasure Valley (Male Offenders):</b> Community Reentry Center	96	0	1	97	1.2%
<b>CRC East Boise (Female Offenders):</b> Community Reentry Center	94	0	5	99	1.3%

Contract Beds	Term	Rider	Violator	Total	% Total
<b>Bonneville Contract</b> (Contract – County Jail): Bonneville Contract Beds	34	13	35	82	1.0%

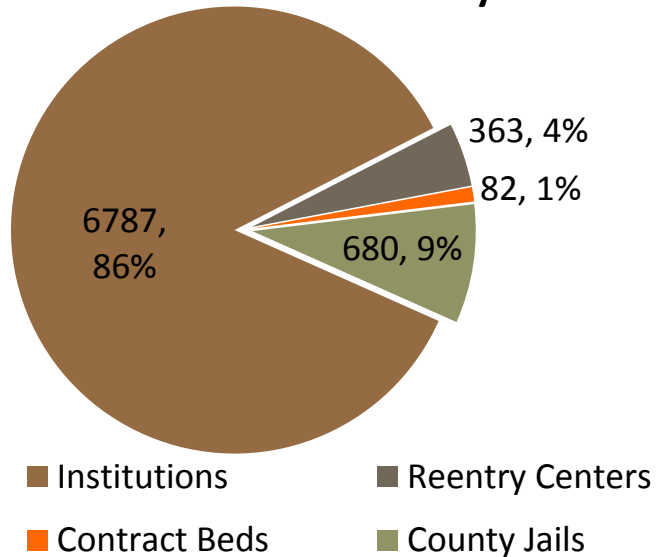
County Jails	Term	Rider	Violator	Total	% Total
<b>County Jails</b>	254	107	319	680	8.6%

Total Distribution By Institution and Legal Status	Term	Rider	Violator	Total	% Total
<b>Total</b> (By Institution & Legal Status): Institutions + Contract Beds + Reentry Centers + County Jails	6009	1331	572	7912	100%

**Incarcerated Population  
by Legal Status**



**Incarcerated Population  
by Institution**



## 1.5 Distribution by Demographics

Age Range	Term	% Term	Rider	% Rider	Violator	% Violator	Total	% Total
Under 18	0	0.0%	0	0.0%	0	0.0%	0	0.0%
18-24	622	10.4%	345	25.9%	34	5.9%	1001	12.7%
25-34	1944	32.4%	521	39.1%	245	42.8%	2710	34.3%
35-44	1609	26.8%	278	20.9%	162	28.3%	2049	25.9%
45-54	1046	17.4%	139	10.4%	99	17.3%	1284	16.2%
55-64	580	9.7%	44	3.3%	31	5.4%	655	8.3%
Ages 65+	208	3.5%	4	0.3%	1	0.2%	213	2.7%
<b>Total</b>	<b>6009</b>	<b>100%</b>	<b>1331</b>	<b>100%</b>	<b>572</b>	<b>100%</b>	<b>7912</b>	<b>100%</b>

Ethnicity	Term	% Term	Rider	% Rider	Violator	% Violator	Total	% Total
Asian	22	0.4%	5	0.4%	1	0.2%	28	0.4%
Black	159	2.6%	23	1.7%	23	4.0%	205	2.6%
Hispanic	1016	16.9%	160	12.0%	67	11.7%	1243	15.7%
Indian	225	3.7%	53	4.0%	21	3.7%	299	3.8%
Other	57	0.9%	11	0.8%	5	0.9%	73	0.9%
Unknown	78	1.3%	39	2.9%	4	0.7%	121	1.5%
White	4452	74.1%	1040	78.1%	451	78.8%	5943	75.1%
<b>Total</b>	<b>6009</b>	<b>100%</b>	<b>1331</b>	<b>100%</b>	<b>572</b>	<b>100%</b>	<b>7912</b>	<b>100%</b>

Gender	Term	% Term	Rider	% Rider	Violator	% Violator	Total	% Total
Females	551	9.2%	335	25.2%	80	14.0%	966	12.2%
Males	5458	90.8%	996	74.8%	492	86.0%	6946	87.8%
<b>Total</b>	<b>6009</b>	<b>100%</b>	<b>1331</b>	<b>100%</b>	<b>572</b>	<b>100%</b>	<b>7912</b>	<b>100%</b>

# SECTION 2: COMMUNITY OVERVIEW

## 2.1 Admissions and Releases

Community Offender Admissions	Parole	Probation	Total
<b>Beginning Count as of November 1, 2016</b>	<b>4209</b>	<b>10963</b>	<b>15172</b>
New Commitments	1	273	274
Successful Rider	0	188	188
Paroled (New)	144	0	144
Reinstated Parole	99	0	99
From Other Status	0	7	7
<b>Total</b>	<b>244</b>	<b>468</b>	<b>712</b>

Community Offender Releases	Parole	Probation	Total
To Probation or Parole	0	4	4
To Parole Violator	177	0	177
To Retained Jurisdiction (Rider)	0	92	92
To Term Incarceration	0	64	64
Discharged	64	200	264
<b>Total</b>	<b>241</b>	<b>360</b>	<b>601</b>

Net Admissions/Releases	Parole	Probation	Total
<b>Net Admissions/Releases</b>	<b>3</b>	<b>108</b>	<b>111</b>
Gross Ending District Count	4212	11071	15283
Offenders in Transition*	36	-51	-15
<b>Net Ending District Count</b>	<b>4248</b>	<b>11020</b>	<b>15268</b>
Interstate Compact **	581	1259	1840
<b>Net Ending Count as of December 1, 2016</b> (including Interstate Compact)	<b>4829</b>	<b>12279</b>	<b>17108</b>

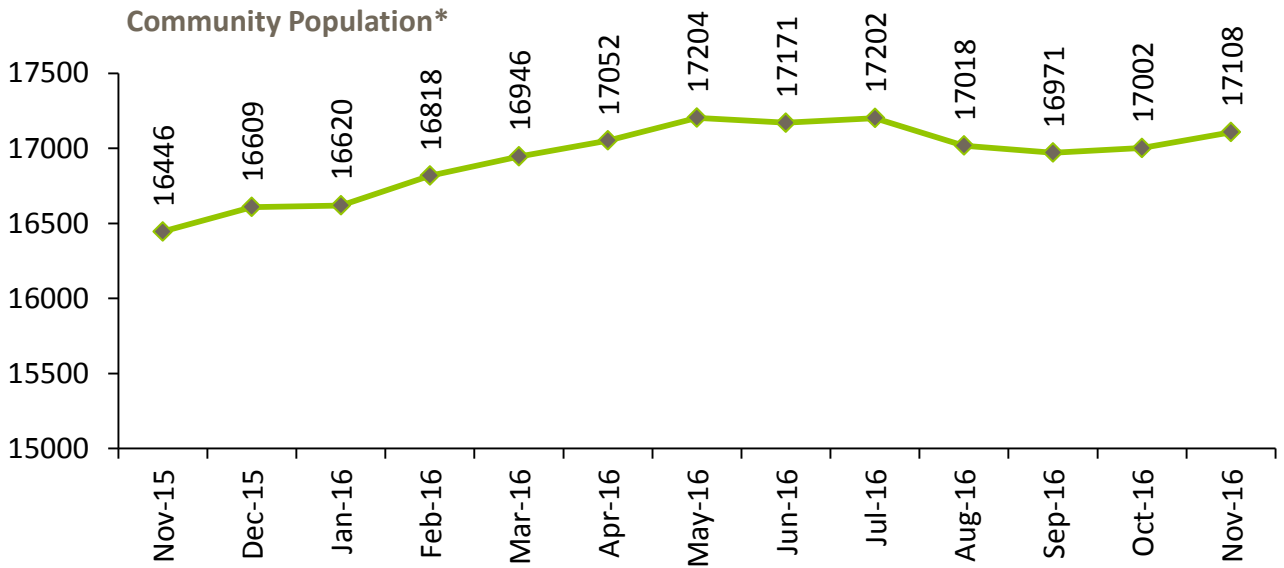
Note: Admission and release counts are reflective as of date the data was pulled for this report (01/31/2017).

\*Offenders in Transition is an inherent "lag time" in offender movement that may take a few days to be reflected in the data offender management system.

\*\*Interstate Compact represents Idaho probationers and parolees who are completing their sentence in another state, but are monitored by Idaho.



## 2.2 Monthly Population Change



## 2.3 Distribution by Crime Group

Crime Group	Probation	% Probation	Parole	% Parole	Total	% Total
Murder/ Man	57	0.5%	145	3.0%	202	1.2%
Sex	682	5.6%	830	17.2%	1512	8.8%
Assault	2140	17.4%	1199	24.8%	3339	19.5%
Property	3381	27.5%	1268	26.3%	4649	27.2%
Alcohol	1678	13.7%	314	6.5%	1992	11.6%
Drug	4133	33.7%	1073	22.2%	5206	30.4%
Pending**	208	1.7%	0	0.0%	208	1.2%
<b>Total</b>	<b>12279</b>	<b>100%</b>	<b>4829</b>	<b>100%</b>	<b>17108</b>	<b>100%</b>
Percentage	71.8%		28.2%		100%	

\*Monthly Community Population Change reflects the ending caseload including Interstate Compact offenders.

\*\*Pending Count reflects the community offenders that have not yet been adjudicated or the data has not yet been updated in the data management system.

## 2.4 Distribution by District and Legal Status

District/Legal Status	Probation	% Probation	Parole	% Parole	Total	% Total
<b>District 0:</b> Limited Supervision Unit	1630	13.3%	689	14.3%	2319	13.6%
<b>District 1:</b> Coeur d'Alene	1516	12.3%	245	5.1%	1761	10.3%
<b>District 2:</b> Lewiston	493	4.0%	113	2.3%	606	3.5%
<b>District 3:</b> Caldwell	1927	15.7%	637	13.2%	2564	15.0%
<b>District 4:</b> Boise	2379	19.4%	1555	32.2%	3934	23.0%
<b>District 5:</b> Twin Falls	1235	10.1%	463	9.6%	1698	9.9%
<b>District 6:</b> Pocatello	788	6.4%	174	3.6%	962	5.6%
<b>District 7:</b> Idaho Falls	1052	8.6%	372	7.7%	1424	8.3%
+ Interstate Compact	1259	10.3%	581	12.0%	1840	10.8%
<b>Total</b>	<b>12279</b>	<b>100%</b>	<b>4829</b>	<b>100%</b>	<b>17108</b>	<b>100%</b>

## 2.5 Distribution by Demographics

Age Distribution	Probation	% Probation	Parole	% Parole	Total	% Total
Under 18	1	0.0%	0	0.0%	1	0.0%
Ages 18-24	1745	14.2%	171	3.5%	1916	11.2%
Ages 25-34	4479	36.5%	1534	31.8%	6013	35.1%
Ages 35-44	3136	25.5%	1391	28.8%	4527	26.5%
Ages 45-54	1897	15.4%	1070	22.2%	2967	17.3%
Ages 55-64	838	6.8%	539	11.2%	1377	8.0%
Ages 65+	183	1.5%	124	2.6%	307	1.8%
<b>Total</b>	<b>12279</b>	<b>100%</b>	<b>4829</b>	<b>100%</b>	<b>17108</b>	<b>100%</b>

<b>Ethnicity Distribution</b>	<b>Probation</b>	<b>% Probation</b>	<b>Parole</b>	<b>% Parole</b>	<b>Total</b>	<b>% Total</b>
Asian	70	0.6%	40	0.8%	110	0.6%
Black	233	1.9%	156	3.2%	389	2.3%
Hispanic	1285	10.5%	582	12.1%	1867	10.9%
Indian	292	2.4%	126	2.6%	418	2.4%
Other	102	0.8%	49	1.0%	151	0.9%
Unknown	1321	10.8%	69	1.4%	1390	8.1%
White	8976	73.1%	3807	78.8%	12783	74.7%
<b>Total</b>	<b>12279</b>	<b>100%</b>	<b>4829</b>	<b>100%</b>	<b>17108</b>	<b>100%</b>

<b>Gender Distribution</b>	<b>Probation</b>	<b>% Probation</b>	<b>Parole</b>	<b>% Parole</b>	<b>Total</b>	<b>% Total</b>
Females	3640	29.6%	794	16.4%	4434	25.9%
Males	8639	70.4%	4035	83.6%	12674	74.1%
<b>Total</b>	<b>12279</b>	<b>100%</b>	<b>4829</b>	<b>100%</b>	<b>17108</b>	<b>100%</b>

## 3.1 Glossary

1. **Admission:** An offender who has been committed by the courts to the Idaho Department of Correction. The offender may enter the department's jurisdiction in Probation, Rider, or Term Status. A subsequent change from Probation or Rider to Term is also typically referred to as an admission to Term.
2. **Civil Commitment:** A form of confinement for offenders who are mentally ill, incompetent, alcohol or drug addicted, as contrasted with the criminal commitment for their sentence. Since they represent a per diem obligation to the Idaho Department of Correction, they are grouped with Term offenders.
3. **Discharged Offender:** Offenders whose court commitment is satisfied or who die while under the jurisdiction of the Idaho Department of Correction. Offenders may be discharged from Parole, Probation, Rider, Term or Parole Violator status.
4. **Incarcerated:** Offenders whose court commitment is satisfied or who die while under the jurisdiction of the Idaho Department of Correction. Offenders may be discharged from Parole, Probation, Rider, Term or Parole Violator status.
5. **New Commitment:** An offender who has been committed by the courts to the Idaho Department of Correction for the first time or after satisfying a previous court commitment has been committed for a new crime. They may enter a Probation, Rider, or Term status.
6. **Non-Idaho Offender:** An offender who is sentenced by a jurisdiction other than Idaho, but is housed by the Idaho Department of Correction for security reasons. Since they represent a per diem obligation to the Idaho Department of Correction, they are grouped with Term offenders.
7. **Parole Violator:** An offender who has been placed on parole and then violates the conditions of their parole. Parole Violator status is usually temporary status until a hearing can be conducted to determine if the offender will be returned to Term or Parole status.

8. **Paroled Offender:** An offender that the parole commission has decided to place in society after serving a portion of their sentence. They are supervised by a Parole Officer for the remainder of their court commitment. The offender's status is changed from Term to Parole.
9. **Probation:** An offender that the courts have decided to allow to service their sentence while living in society. They are not incarcerated, but are supervised by a Probation Officer until their court commitment is satisfied.
10. **Reinstated Parole:** An offender who violated their parole and the Parole Commission subsequently decided to reinstate them in Parole status instead of returning them to prison.
11. **Revoked Parole:** An offender who, while on parole, violates the conditions of their parole and is placed back in prison by the Parole Commission. Their status changes back to Term.
12. **Revoked Probation:** An offender who, while serving probation, violates the conditions of their probation and the court changes their sentence to incarceration. The offender's status changes from Probation to Term, or sometimes Rider.
13. **Retained Jurisdiction/Rider Incarcerated (Rider):** An offender committed to an Idaho Department of Correction Rider program. The courts will retain jurisdiction of this offender until the completion of the Rider program. The courts will subsequently determine whether to place this offender on Probation or Term status or to withhold judgment.
14. **Term:** An offender who the courts or the Parole Commission has committed to one of the state prisons.

## Questions?

Vicky Calderón, Principal Research Analyst

Idaho Department of Correction

Evaluation and Compliance

P: 208.658.2147 E: [mcaldero@idoc.idaho.gov](mailto:mcaldero@idoc.idaho.gov)