

IDAHO DEPARTMENT OF CORRECTION

STANDARD REPORT




Photo courtesy Warden Chad Page, SICI

OCTOBER 2016

The Idaho Department of Correction Standard Report: October 2016 Snapshot contains a monthly overview of incarceration and community supervision offenders.



TABLE *of* CONTENTS

Section 1: Incarceration Overview

- 1.1 Admissions and Releases Page 3
- 1.2 Monthly Population Change Page 4
- 1.3 By Crime Group Page 4
- 1.4 By Institution and Legal Status Page 5-6
- 1.5 By Demographics Page 7

Section 2: Community Corrections Overview

- 2.1 Admissions and Releases Page 8
- 2.2 Monthly Population Change Page 9
- 2.3 By Crime Group Page 9
- 2.4 By District and Legal Status Page 10
- 2.5 By Demographics Page 10-11

Section 3: Terms and Definitions

- 3.1 Glossary Page 12-13

SECTION 1: INCARCERATION OVERVIEW

1.1 Admissions and Releases

Incarcerated Offender Admissions	Termer	Rider	Parole Violator	Total
Beginning Count as of October 1, 2016	6013	1334	530	7877
New Commitments	59	89	0	148
Revoked Probation	58	121	0	179
Revoked Parole	6	0	0	6
Failed Rider	31	0	0	31
Violated Parole	0	0	169	169
From Other Status	0	1	0	1
Total	154	211	169	534

Incarcerated Offender Releases	Termer	Rider	Parole Violator	Total
To Parole	139	0	102	241
To Probation	2	125	0	127
To Retained Jurisdiction (Rider)	1	0	0	1
To Term Incarceration	0	31	6	37
To Other Status	1	0	0	1
Discharged	33	0	0	33
Total	176	156	108	440

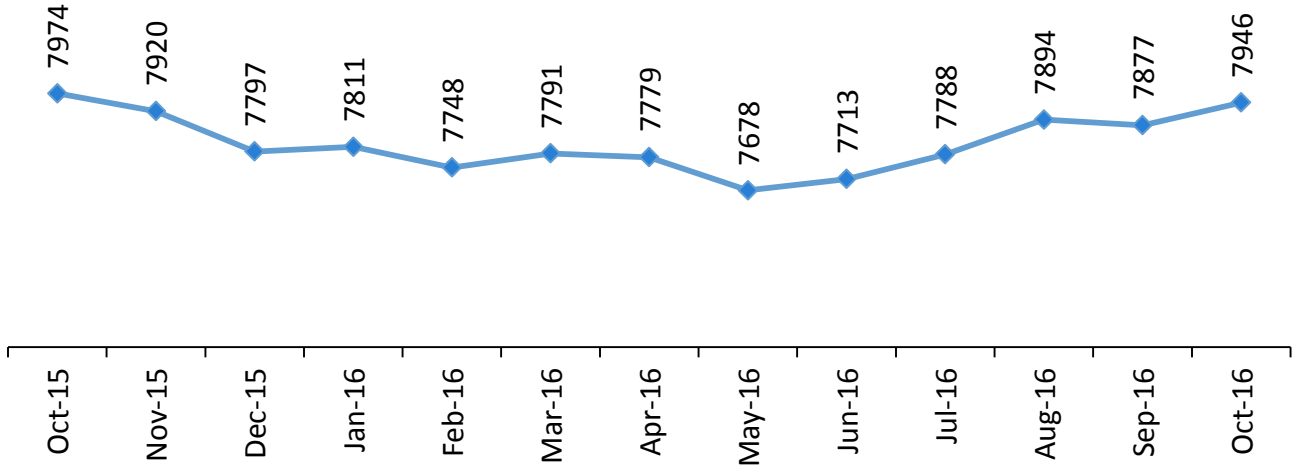
Net Admissions/Releases	Termer	Rider	Parole Violator	Total
Net Admissions/Releases	-22	55	61	94
Ending Count	5991	1389	591	7971
Offenders in Transition*	23	-5	-43	-25
Net Ending Count as of November 1, 2016	6014	1384	548	7946

Note: Admission and release counts are reflective as of date the data was pulled for this report (12/27/2016).

*Offenders in Transition is an inherent "lag time" in offender movement that may take a few days to be reflected in the data offender management system.

1.2 Monthly Population Change

Incarcerated Population



1.3 Distribution by Crime Group

Crime Group	Term	% Term	Rider	% Rider	Violator	% Violator	Total	% Total
Murder/ Man	454	7.5%	3	0.2%	3	0.5%	460	5.8%
Sex	1506	25.0%	72	5.2%	51	9.3%	1629	20.5%
Assault	1615	26.9%	290	21.0%	174	31.8%	2079	26.2%
Property	1162	19.3%	401	29.0%	155	28.3%	1718	21.6%
Alcohol	241	4.0%	85	6.1%	29	5.3%	355	4.5%
Drug	1025	17.0%	528	38.2%	136	24.8%	1689	21.3%
Pending*	11	0.2%	5	0.4%	0	0.0%	16	0.2%
Total	6014	100%	1384	100%	548	100%	7946	100%
Percentage	75.7%		17.4%		6.9%		100%	

*Pending count reflects the incarcerated offenders waiting to be adjudicated for a new crime or the data has not yet been updated in the data management system.

1.4 Distribution by Institution and Legal Status

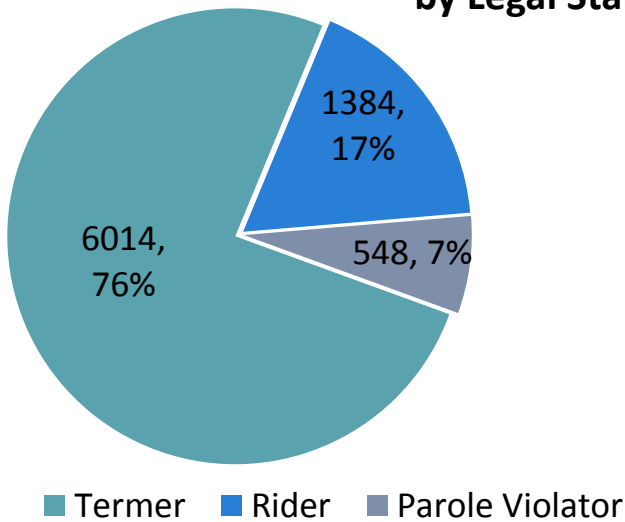
Institutions	Term	Rider	Violator	Total	% Total
IMSI (Male Offenders): Idaho Maximum Security Institution	524	0	6	530	6.7%
ISCI (Male Offenders): Idaho State Correctional Institution	1186	88	112	1386	17.4%
SICI (Male Offenders): South Idaho Correctional Institution	566	0	5	571	7.2%
ICIO (Male Offenders): Idaho Correctional Institution – Orofino	509	6	0	515	6.5%
NICI (Male Offenders): North Idaho Correctional Institution	1	415	0	416	5.2%
SAWC (Male Offenders): St. Anthony Work Camp	236	0	0	236	3.0%
ISCC (Male Offenders): Idaho State Correctional Center	2040	0	85	2125	26.7%
SBWCC (Female Offenders): South Boise Women’s Correctional Center	103	163	10	276	3.5%
CAPP (Contract - Male Offenders): Correctional Alternative Placement Program	11	408	13	432	5.4%
PRC-SICI (Female Riders): Pre-Release Center	2	96	0	98	1.2%
PWCC (Female Offenders): Pocatello Women’s Correctional Center	252	48	18	318	4.0%
Reentry Centers	Term	Rider	Violator	Total	% Total
CRC Nampa (Male Offenders): Community Reentry Center	84	0	0	84	1.1%
CRC Idaho Falls (Male Offenders): Community Reentry Center	84	0	0	84	1.1%
CRC Treasure Valley (Male Offenders): Community Reentry Center	96	0	0	96	1.2%
CRC East Boise (Female Offenders): Community Reentry Center	96	0	2	98	1.2%

Contract Beds	Term	Rider	Violator	Total	% Total
Bonneville Contract (Contract – County Jail): Bonneville Contract Beds	24	18	31	73	0.9%

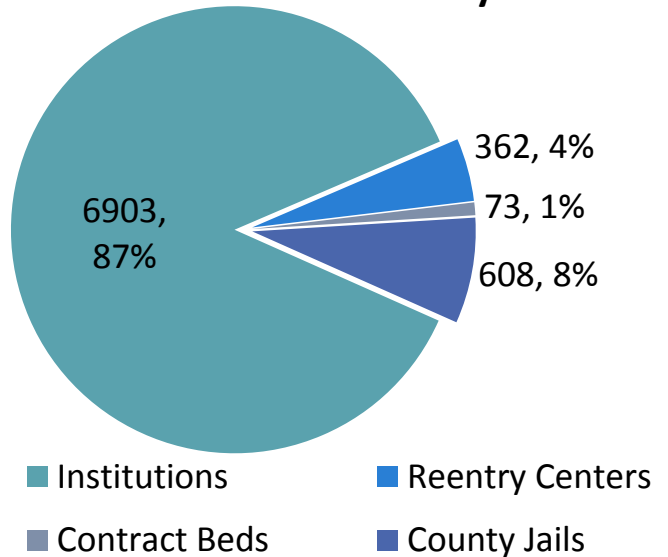
County Jails	Term	Rider	Violator	Total	% Total
County Jails	200	142	266	608	7.7%

Total Distribution By Institution and Legal Status	Term	Rider	Violator	Total	% Total
Total (By Institution & Legal Status): Institutions + Contract Beds + Reentry Centers + County Jails	6014	1384	548	7946	100%

**Incarcerated Population
by Legal Status**



**Incarcerated Population
by Institution**



1.5 Distribution by Demographics

Age Range	Term	% Term	Rider	% Rider	Violator	% Violator	Total	% Total
Under 18	0	0.0%	0	0.0%	0	0.0%	0	0.0%
18-24	628	10.4%	367	26.5%	26	4.7%	1021	12.8%
25-34	1945	32.3%	550	39.7%	229	41.8%	2724	34.3%
35-44	1604	26.7%	294	21.2%	162	29.6%	2060	25.9%
45-54	1056	17.6%	126	9.1%	99	18.1%	1281	16.1%
55-64	571	9.5%	41	3.0%	30	5.5%	642	8.1%
Ages 65+	210	3.5%	6	0.4%	2	0.4%	218	2.7%
Total	6014	100%	1384	100%	548	100%	7946	100%

Ethnicity	Term	% Term	Rider	% Rider	Violator	% Violator	Total	% Total
Asian	22	0.4%	4	0.3%	1	0.2%	27	0.3%
Black	157	2.6%	25	1.8%	24	4.4%	206	2.6%
Hispanic	1024	17.0%	176	12.7%	58	10.6%	1258	15.8%
Indian	224	3.7%	53	3.8%	19	3.5%	296	3.7%
Other	61	1.0%	10	0.7%	5	0.9%	76	1.0%
Unknown	75	1.2%	28	2.0%	3	0.5%	106	1.3%
White	4451	74.0%	1088	78.6%	438	79.9%	5977	75.2%
Total	6014	100%	1384	100%	548	100%	7946	100%

Gender	Term	% Term	Rider	% Rider	Violator	% Violator	Total	% Total
Females	540	9.0%	358	25.9%	76	13.9%	974	12.3%
Males	5474	91.0%	1026	74.1%	472	86.1%	6972	87.7%
Total	6014	100%	1384	100%	548	100%	7946	100%

SECTION 2: COMMUNITY OVERVIEW

2.1 Admissions and Releases

Community Offender Admissions	Parole	Probation	Total
Beginning Count as of October 1, 2016	4179	10965	15144
New Commitments	2	292	294
Successful Rider	0	125	125
Paroled (New)	139	0	139
Reinstated Parole	102	0	102
From Other Status	0	5	5
Total	243	422	665

Community Offender Releases	Parole	Probation	Total
To Probation or Parole	1	2	3
To Parole Violator	169	0	169
To Retained Jurisdiction (Rider)	0	121	121
To Term Incarceration	0	58	58
Discharged	68	233	301
Total	238	414	652

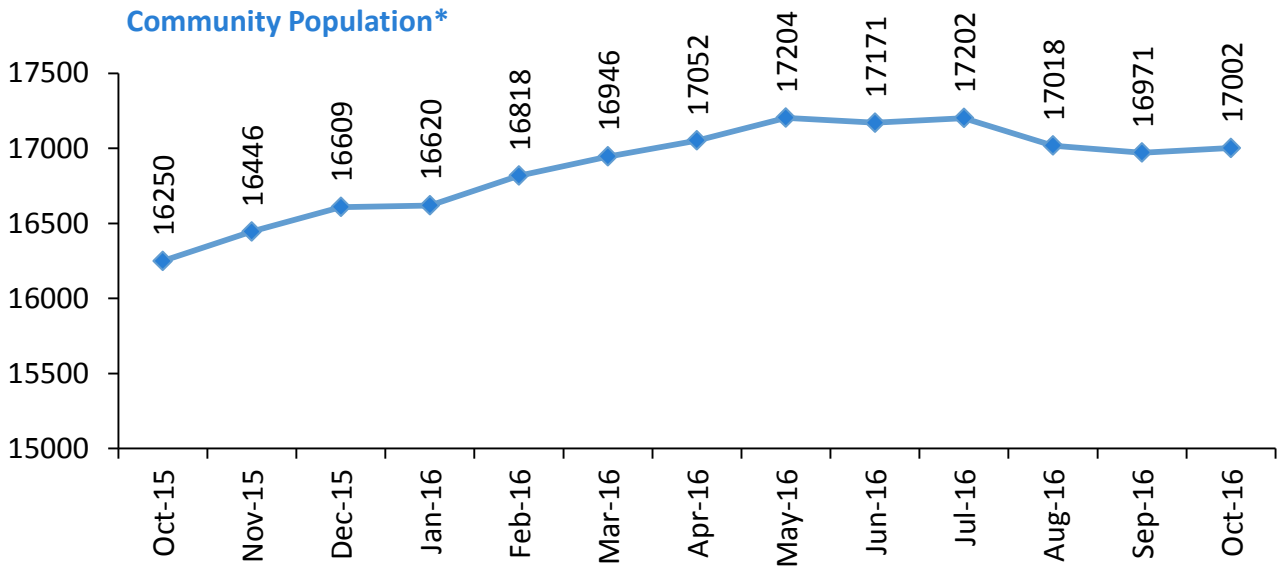
Net Admissions/Releases	Parole	Probation	Total
Net Admissions/Releases	5	8	13
Gross Ending District Count	4184	10973	15157
Offenders in Transition*	25	-10	15
Net Ending District Count	4209	10963	15172
Interstate Compact **	577	1253	1830
Net Ending Count as of November 1, 2016 (including Interstate Compact)	4786	12216	17002

Note: Admission and release counts are reflective as of date the data was pulled for this report (12/27/2016).

*Offenders in Transition is an inherent "lag time" in offender movement that may take a few days to be reflected in the data offender management system.

**Interstate Compact represents Idaho probationers and parolees who are completing their sentence in another state, but are monitored by Idaho.

2.2 Monthly Population Change



2.3 Distribution by Crime Group

Crime Group	Probation	% Probation	Parole	% Parole	Total	% Total
Murder/ Man	57	0.5%	145	3.0%	202	1.2%
Sex	687	5.6%	808	16.9%	1495	8.8%
Assault	2140	17.5%	1191	24.9%	3331	19.6%
Property	3366	27.6%	1259	26.3%	4625	27.2%
Alcohol	1684	13.8%	308	6.4%	1992	11.7%
Drug	4069	33.3%	1075	22.5%	5144	30.3%
Pending**	213	1.7%	0	0.0%	213	1.3%
Total	12216	100%	4786	100%	17002	100%
Percentage	71.9%		28.1%		100%	

*Monthly Community Population Change reflects the ending caseload including Interstate Compact offenders.

**Pending Count reflects the community offenders that have not yet been adjudicated or the data has not yet been updated in the data management system.

2.4 Distribution by District and Legal Status

District/Legal Status	Probation	% Probation	Parole	% Parole	Total	% Total
District 0: Limited Supervision Unit	1598	13.1%	659	13.8%	2257	13.3%
District 1: Coeur d'Alene	1509	12.4%	251	5.2%	1760	10.4%
District 2: Lewiston	483	4.0%	106	2.2%	589	3.5%
District 3: Caldwell	1933	15.8%	623	13.0%	2556	15.0%
District 4: Boise	2355	19.3%	1565	32.7%	3920	23.1%
District 5: Twin Falls	1271	10.4%	458	9.6%	1729	10.2%
District 6: Pocatello	780	6.4%	181	3.8%	961	5.7%
District 7: Idaho Falls	1034	8.5%	366	7.6%	1400	8.2%
+ Interstate Compact	1253	10.3%	577	12.1%	1830	10.8%
Total	12216	100%	4786	100%	17002	100%

2.5 Distribution by Demographics

Age Distribution	Probation	% Probation	Parole	% Parole	Total	% Total
Under 18	1	0.0%	0	0.0%	1	0.0%
Ages 18-24	1749	14.3%	172	3.6%	1921	11.3%
Ages 25-34	4432	36.3%	1545	32.3%	5977	35.2%
Ages 35-44	3108	25.4%	1356	28.3%	4464	26.3%
Ages 45-54	1907	15.6%	1061	22.2%	2968	17.5%
Ages 55-64	838	6.9%	533	11.1%	1371	8.1%
Ages 65+	181	1.5%	119	2.5%	300	1.8%
Total	12216	100%	4786	100%	17002	100%

Ethnicity Distribution	Probation	% Probation	Parole	% Parole	Total	% Total
Asian	69	0.6%	40	0.8%	109	0.6%
Black	239	2.0%	153	3.2%	392	2.3%
Hispanic	1286	10.5%	576	12.0%	1862	11.0%
Indian	292	2.4%	122	2.5%	414	2.4%
Other	106	0.9%	46	1.0%	152	0.9%
Unknown	1310	10.7%	72	1.5%	1382	8.1%
White	8914	73.0%	3777	78.9%	12691	74.6%
Total	12216	100%	4786	100%	17002	100%

Gender Distribution	Probation	% Probation	Parole	% Parole	Total	% Total
Females	3593	29.4%	788	16.5%	4381	25.8%
Males	8623	70.6%	3998	83.5%	12621	74.2%
Total	12216	100%	4786	100%	17002	100%

3.1 Glossary

1. **Admission:** An offender who has been committed by the courts to the Idaho Department of Correction. The offender may enter the department's jurisdiction in Probation, Rider, or Term Status. A subsequent change from Probation or Rider to Term is also typically referred to as an admission to Term.
2. **Civil Commitment:** A form of confinement for offenders who are mentally ill, incompetent, alcohol or drug addicted, as contrasted with the criminal commitment for their sentence. Since they represent a per diem obligation to the Idaho Department of Correction, they are grouped with Term offenders.
3. **Discharged Offender:** Offenders whose court commitment is satisfied or who die while under the jurisdiction of the Idaho Department of Correction. Offenders may be discharged from Parole, Probation, Rider, Term or Parole Violator status.
4. **Incarcerated:** Offenders whose court commitment is satisfied or who die while under the jurisdiction of the Idaho Department of Correction. Offenders may be discharged from Parole, Probation, Rider, Term or Parole Violator status.
5. **New Commitment:** An offender who has been committed by the courts to the Idaho Department of Correction for the first time or after satisfying a previous court commitment has been committed for a new crime. They may enter a Probation, Rider, or Term status.
6. **Non-Idaho Offender:** An offender who is sentenced by a jurisdiction other than Idaho, but is housed by the Idaho Department of Correction for security reasons. Since they represent a per diem obligation to the Idaho Department of Correction, they are grouped with Term offenders.
7. **Parole Violator:** An offender who has been placed on parole and then violates the conditions of their parole. Parole Violator status is usually temporary status until a hearing can be conducted to determine if the offender will be returned to Term or Parole status.

8. **Paroled Offender:** An offender that the parole commission has decided to place in society after serving a portion of their sentence. They are supervised by a Parole Officer for the remainder of their court commitment. The offender's status is changed from Term to Parole.
9. **Probation:** An offender that the courts have decided to allow to service their sentence while living in society. They are not incarcerated, but are supervised by a Probation Officer until their court commitment is satisfied.
10. **Reinstated Parole:** An offender who violated their parole and the Parole Commission subsequently decided to reinstate them in Parole status instead of returning them to prison.
11. **Revoked Parole:** An offender who, while on parole, violates the conditions of their parole and is placed back in prison by the Parole Commission. Their status changes back to Term.
12. **Revoked Probation:** An offender who, while serving probation, violates the conditions of their probation and the court changes their sentence to incarceration. The offender's status changes from Probation to Term, or sometimes Rider.
13. **Retained Jurisdiction/Rider Incarcerated (Rider):** An offender committed to an Idaho Department of Correction Rider program. The courts will retain jurisdiction of this offender until the completion of the Rider program. The courts will subsequently determine whether to place this offender on Probation or Term status or to withhold judgment.
14. **Term:** An offender who the courts or the Parole Commission has committed to one of the state prisons.

Questions?

Vicky Calderón, Principal Research Analyst

Idaho Department of Correction

Evaluation and Compliance

P: 208.658.2147 E: mcaldero@idoc.idaho.gov