

IDAHO DEPARTMENT OF CORRECTION

STANDARD REPORT



Photo courtesy Cpl. Jeffrey Wade, ISCI

SEPTEMBER 2016

The Idaho Department of Correction Standard Report: September 2016 Snapshot contains a monthly overview of incarceration and community supervision offenders.



TABLE *of* CONTENTS

Section 1: Incarceration Overview

- 1.1 Admissions and Releases Page 3
- 1.2 Monthly Population Change Page 4
- 1.3 By Crime Group Page 4
- 1.4 By Institution and Legal Status Page 5-6
- 1.5 By Demographics Page 7

Section 2: Community Corrections Overview

- 2.1 Admissions and Releases Page 8
- 2.2 Monthly Population Change Page 9
- 2.3 By Crime Group Page 9
- 2.4 By District and Legal Status Page 10
- 2.5 By Demographics Page 10-11

Section 3: Terms and Definitions

- 3.1 Glossary Page 12-13

SECTION 1: INCARCERATION OVERVIEW

1.1 Admissions and Releases

Incarcerated Offender Admissions	Termer	Rider	Parole Violator	Total
Beginning Count as of September 1, 2016	6062	1332	500	7894
New Commitments	28	67	0	95
Revoked Probation	51	86	0	137
Revoked Parole	20	0	0	20
Failed Rider	26	0	0	26
Violated Parole	0	0	203	203
From Other Status	0	0	0	0
Total	125	153	203	481

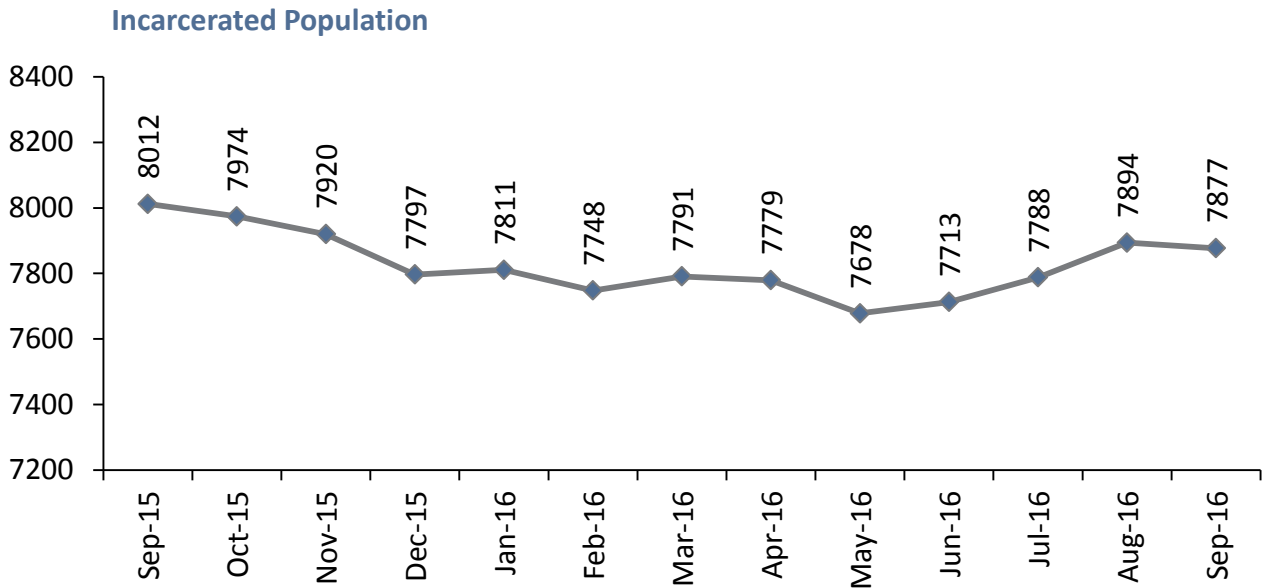
Incarcerated Offender Releases	Termer	Rider	Parole Violator	Total
To Parole	122	0	120	242
To Probation	0	151	0	151
To Retained Jurisdiction (Rider)	0	0	0	0
To Term Incarceration	0	26	20	46
To Other Status	0	0	0	0
Discharged	47	0	0	47
Total	169	177	140	486

Net Admissions/Releases	Termer	Rider	Parole Violator	Total
Net Admissions/Releases	-44	-24	63	-5
Ending Count	6018	1308	563	7889
Offenders in Transition*	-5	26	-33	-12
Net Ending Count as of October 1, 2016	6013	1334	530	7877

Note: Admission and release counts are reflective as of date the data was pulled for this report (11/22/2016).

*Offenders in Transition is an inherent "lag time" in offender movement that may take a few days to be reflected in the data offender management system.

1.2 Monthly Population Change



1.3 Distribution by Crime Group

Crime Group	Term	% Term	Rider	% Rider	Violator	% Violator	Total	% Total
Murder/ Man	456	7.6%	3	0.2%	3	0.6%	462	5.9%
Sex	1513	25.2%	69	5.2%	62	11.7%	1644	20.9%
Assault	1616	26.9%	276	20.7%	176	33.2%	2068	26.3%
Property	1157	19.2%	395	29.6%	142	26.8%	1694	21.5%
Alcohol	239	4.0%	84	6.3%	27	5.1%	350	4.4%
Drug	1025	17.0%	505	37.9%	120	22.6%	1650	20.9%
Pending*	7	0.1%	2	0.1%	0	0.0%	9	0.1%
Total	6013	100%	1334	100%	530	100%	7877	100%
Percentage	76.3%		16.9%		6.7%		100%	

*Pending count reflects the incarcerated offenders waiting to be adjudicated for a new crime or the data has not yet been updated in the data management system.

1.4 Distribution by Institution and Legal Status

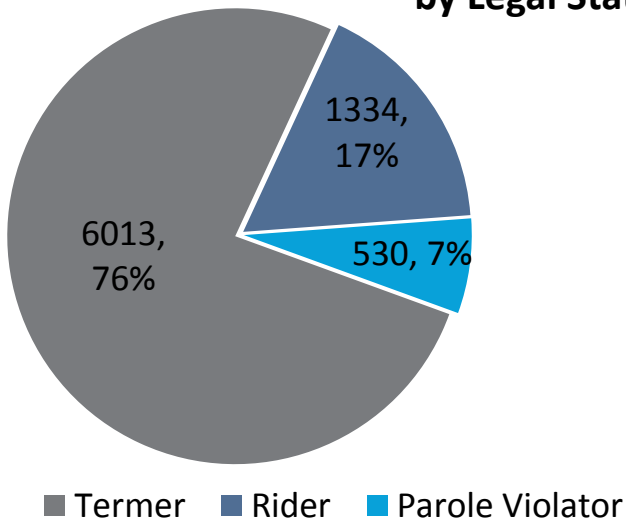
Institutions	Term	Rider	Violator	Total	% Total
IMSI (Male Offenders): Idaho Maximum Security Institution	509	0	6	515	6.5%
ISCI (Male Offenders): Idaho State Correctional Institution	1203	124	92	1419	18.0%
SICI (Male Offenders): South Idaho Correctional Institution	571	0	0	571	7.2%
ICIO (Male Offenders): Idaho Correctional Institution – Orofino	537	12	1	550	7.0%
NICI (Male Offenders): North Idaho Correctional Institution	1	409	0	410	5.2%
SAWC (Male Offenders): St. Anthony Work Camp	230	0	0	230	2.9%
ISCC (Male Offenders): Idaho State Correctional Center	2051	3	63	2117	26.9%
SBWCC (Female Offenders): South Boise Women’s Correctional Center	111	162	8	281	3.6%
CAPP (Contract - Male Offenders): Correctional Alternative Placement Program	15	364	52	431	5.5%
PRC-SICI (Female Riders): Pre-Release Center	2	100	0	102	1.3%
PWCC (Female Offenders): Pocatello Women’s Correctional Center	237	44	16	297	3.8%
Reentry Centers	Term	Rider	Violator	Total	% Total
CRC Nampa (Male Offenders): Community Reentry Center	82	0	0	82	1.0%
CRC Idaho Falls (Male Offenders): Community Reentry Center	83	0	0	83	1.1%
CRC Treasure Valley (Male Offenders): Community Reentry Center	100	0	0	100	1.3%
CRC East Boise (Female Offenders): Community Reentry Center	96	0	0	96	1.2%

Contract Beds	Term	Rider	Violator	Total	% Total
Bonneville Contract (Contract – County Jail): Bonneville Contract Beds	29	16	36	81	1.0%

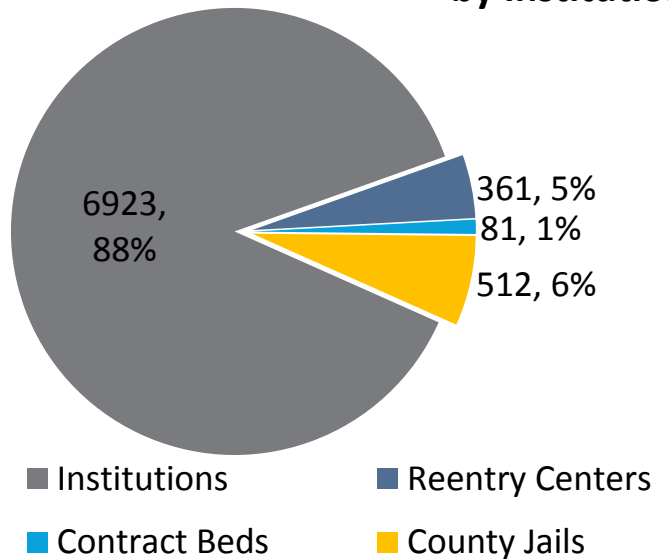
County Jails	Term	Rider	Violator	Total	% Total
County Jails	156	100	256	512	6.5%

Total Distribution By Institution and Legal Status	Term	Rider	Violator	Total	% Total
Total (By Institution & Legal Status): Institutions + Contract Beds + Reentry Centers + County Jails	6013	1334	530	7877	100%

**Incarcerated Population
by Legal Status**



**Incarcerated Population
by Institution**



1.5 Distribution by Demographics

Age Range	Term	% Term	Rider	% Rider	Violator	% Violator	Total	% Total
Under 18	0	0.0%	0	0.0%	0	0.0%	0	0.0%
18-24	636	10.6%	354	26.5%	23	4.3%	1013	12.9%
25-34	1957	32.5%	529	39.7%	226	42.6%	2712	34.4%
35-44	1592	26.5%	283	21.2%	160	30.2%	2035	25.8%
45-54	1055	17.5%	122	9.1%	96	18.1%	1273	16.2%
55-64	564	9.4%	40	3.0%	23	4.3%	627	8.0%
Ages 65+	209	3.5%	6	0.4%	2	0.4%	217	2.8%
Total	6013	100%	1334	100%	530	100%	7877	100%

Ethnicity	Term	% Term	Rider	% Rider	Violator	% Violator	Total	% Total
Asian	23	0.4%	3	0.2%	2	0.4%	28	0.4%
Black	152	2.5%	24	1.8%	22	4.2%	198	2.5%
Hispanic	1017	16.9%	171	12.8%	55	10.4%	1243	15.8%
Indian	225	3.7%	51	3.8%	19	3.6%	295	3.7%
Other	60	1.0%	9	0.7%	5	0.9%	74	0.9%
Unknown	72	1.2%	28	2.1%	3	0.6%	103	1.3%
White	4464	74.2%	1048	78.6%	424	80.0%	5936	75.4%
Total	6013	100%	1334	100%	530	100%	7877	100%

Gender	Term	% Term	Rider	% Rider	Violator	% Violator	Total	% Total
Females	526	8.7%	346	25.9%	66	12.5%	938	11.9%
Males	5487	91.3%	988	74.1%	464	87.5%	6939	88.1%
Total	6013	100%	1334	100%	530	100%	7877	100%

SECTION 2: COMMUNITY OVERVIEW

2.1 Admissions and Releases

Community Offender Admissions	Parole	Probation	Total
Beginning Count as of September 1, 2016	4181	11019	15200
New Commitments	0	235	235
Successful Rider	0	151	151
Paroled (New)	122	0	122
Reinstated Parole	120	0	120
From Other Status	0	1	1
Total	242	387	629

Community Offender Releases	Parole	Probation	Total
To Probation or Parole	0	1	1
To Parole Violator	203	0	203
To Retained Jurisdiction (Rider)	0	86	86
To Term Incarceration	0	51	51
Discharged	7	222	229
Total	210	360	570

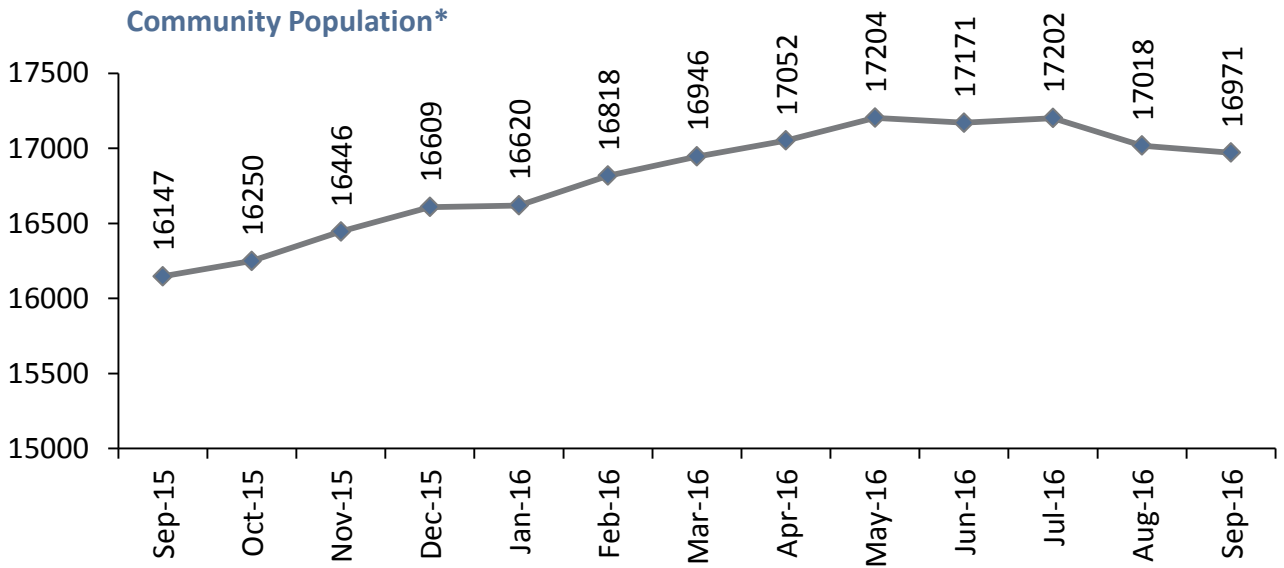
Net Admissions/Releases	Parole	Probation	Total
Net Admissions/Releases	32	27	59
Gross Ending District Count	4213	11046	15259
Offenders in Transition*	-34	-81	-115
Net Ending District Count	4179	10965	15144
Interstate Compact **	584	1243	1827
Net Ending Count as of October 1, 2016 (including Interstate Compact)	4763	12208	16971

Note: Admission and release counts are reflective as of date the data was pulled for this report (11/22/2016).

*Offenders in Transition is an inherent "lag time" in offender movement that may take a few days to be reflected in the data offender management system.

**Interstate Compact represents Idaho probationers and parolees who are completing their sentence in another state, but are monitored by Idaho.

2.2 Monthly Population Change



2.3 Distribution by Crime Group

Crime Group	Probation	% Probation	Parole	% Parole	Total	% Total
Murder/ Man	56	0.5%	142	3.0%	198	1.2%
Sex	685	5.6%	781	16.4%	1466	8.6%
Assault	2142	17.5%	1181	24.8%	3323	19.6%
Property	3360	27.5%	1279	26.9%	4639	27.3%
Alcohol	1689	13.8%	308	6.5%	1997	11.8%
Drug	4046	33.1%	1070	22.5%	5116	30.1%
Pending**	230	1.9%	2	0.0%	232	1.4%
Total	12208	100%	4763	100%	16971	100%
Percentage	71.9%		28.1%		100%	

*Monthly Community Population Change reflects the ending caseload including Interstate Compact offenders.

**Pending Count reflects the community offenders that have not yet been adjudicated or the data has not yet been updated in the data management system.

2.4 Distribution by District and Legal Status

District/Legal Status	Probation	% Probation	Parole	% Parole	Total	% Total
District 0: Limited Supervision Unit	1572	12.9%	643	13.5%	2215	13.1%
District 1: Coeur d'Alene	1502	12.3%	251	5.3%	1753	10.3%
District 2: Lewiston	486	4.0%	104	2.2%	590	3.5%
District 3: Caldwell	1938	15.9%	630	13.2%	2568	15.1%
District 4: Boise	2363	19.4%	1548	32.5%	3911	23.0%
District 5: Twin Falls	1278	10.5%	460	9.7%	1738	10.2%
District 6: Pocatello	779	6.4%	183	3.8%	962	5.7%
District 7: Idaho Falls	1047	8.6%	360	7.6%	1407	8.3%
+ Interstate Compact	1243	10.2%	584	12.3%	1827	10.8%
Total	12208	100%	4763	100%	16971	100%

2.5 Distribution by Demographics

Age Distribution	Probation	% Probation	Parole	% Parole	Total	% Total
Under 18	1	0.0%	0	0.0%	1	0.0%
Ages 18-24	1766	14.5%	171	3.6%	1937	11.4%
Ages 25-34	4409	36.1%	1533	32.2%	5942	35.0%
Ages 35-44	3105	25.4%	1361	28.6%	4466	26.3%
Ages 45-54	1912	15.7%	1051	22.1%	2963	17.5%
Ages 55-64	829	6.8%	530	11.1%	1359	8.0%
Ages 65+	186	1.5%	117	2.5%	303	1.8%
Total	12208	100%	4763	100%	16971	100%

Ethnicity Distribution	Probation	% Probation	Parole	% Parole	Total	% Total
Asian	72	0.6%	39	0.8%	111	0.7%
Black	234	1.9%	154	3.2%	388	2.3%
Hispanic	1295	10.6%	577	12.1%	1872	11.0%
Indian	291	2.4%	119	2.5%	410	2.4%
Other	105	0.9%	46	1.0%	151	0.9%
Unknown	2383	10.5%	71	1.5%	1354	8.0%
White	8928	73.1%	3757	78.9%	12685	74.7%
Total	12208	100%	4763	100%	16971	100%

Gender Distribution	Probation	% Probation	Parole	% Parole	Total	% Total
Females	3568	29.2%	803	16.9%	4371	25.8%
Males	8640	70.8%	3960	83.1%	12600	74.2%
Total	12208	100%	4763	100%	16971	100%

3.1 Glossary

1. **Admission:** An offender who has been committed by the courts to the Idaho Department of Correction. The offender may enter the department's jurisdiction in Probation, Rider, or Term Status. A subsequent change from Probation or Rider to Term is also typically referred to as an admission to Term.
2. **Civil Commitment:** A form of confinement for offenders who are mentally ill, incompetent, alcohol or drug addicted, as contrasted with the criminal commitment for their sentence. Since they represent a per diem obligation to the Idaho Department of Correction, they are grouped with Term offenders.
3. **Discharged Offender:** Offenders whose court commitment is satisfied or who die while under the jurisdiction of the Idaho Department of Correction. Offenders may be discharged from Parole, Probation, Rider, Term or Parole Violator status.
4. **Incarcerated:** Offenders whose court commitment is satisfied or who die while under the jurisdiction of the Idaho Department of Correction. Offenders may be discharged from Parole, Probation, Rider, Term or Parole Violator status.
5. **New Commitment:** An offender who has been committed by the courts to the Idaho Department of Correction for the first time or after satisfying a previous court commitment has been committed for a new crime. They may enter a Probation, Rider, or Term status.
6. **Non-Idaho Offender:** An offender who is sentenced by a jurisdiction other than Idaho, but is housed by the Idaho Department of Correction for security reasons. Since they represent a per diem obligation to the Idaho Department of Correction, they are grouped with Term offenders.
7. **Parole Violator:** An offender who has been placed on parole and then violates the conditions of their parole. Parole Violator status is usually temporary status until a hearing can be conducted to determine if the offender will be returned to Term or Parole status.

8. **Paroled Offender:** An offender that the parole commission has decided to place in society after serving a portion of their sentence. They are supervised by a Parole Officer for the remainder of their court commitment. The offender's status is changed from Term to Parole.
9. **Probation:** An offender that the courts have decided to allow to service their sentence while living in society. They are not incarcerated, but are supervised by a Probation Officer until their court commitment is satisfied.
10. **Reinstated Parole:** An offender who violated their parole and the Parole Commission subsequently decided to reinstate them in Parole status instead of returning them to prison.
11. **Revoked Parole:** An offender who, while on parole, violates the conditions of their parole and is placed back in prison by the Parole Commission. Their status changes back to Term.
12. **Revoked Probation:** An offender who, while serving probation, violates the conditions of their probation and the court changes their sentence to incarceration. The offender's status changes from Probation to Term, or sometimes Rider.
13. **Retained Jurisdiction/Rider Incarcerated (Rider):** An offender committed to an Idaho Department of Correction Rider program. The courts will retain jurisdiction of this offender until the completion of the Rider program. The courts will subsequently determine whether to place this offender on Probation or Term status or to withhold judgment.
14. **Term:** An offender who the courts or the Parole Commission has committed to one of the state prisons.

Questions?

Vicky Calderón, Principal Research Analyst

Idaho Department of Correction

Evaluation and Compliance

P: 208.658.2147 E: mcaldero@idoc.idaho.gov